



TECHNICAL REFERENCE GUIDE



**YOU ASK IT.
WE MASK IT.**



www.epsi.com



The EPSI Guarantee

Welcome to the EPSI Family. Engineered Products and Services, Inc. (EPSI) is a full-line provider of quality masking and hanging solutions. Whether you are a new or existing customer rest assured that we "get it."

Our Guarantee to you, our customer, is to increase your profitability through on-time delivery and innovative product solutions, services and programs that are meaningful to your bottom line.

For over twenty years ... "You Ask It - We Mask It."

The EPSI Guarantee At a Glance



Over 15,000 different masking products available - over 8,000 catalog products and over 7,000 custom engineered solutions - many of which are "Guaranteed in Stock." A great solution to keeping production in motion!

Operating over 10 facilities worldwide with sales and distribution centers in California, Connecticut, Indiana, South Carolina, Texas, Wisconsin, China, Germany, The Netherlands, and the UK. We also have an ecommerce web site for information and ordering anywhere at any time.



Full in-house research and development staff of designers, process engineers and chemists.

Full-line tape manufacturing facility specializing in optimization of adhesion and cohesion properties to suit a wide variety of processes. Excellent solutions for the masking industry and Made in the USA.



A sincere commitment to your total satisfaction with our local field sales, warehousing and distribution specialists and unparalleled customer service.

Programs and Services

- | | |
|--------------------------------|---------------------------|
| Vendor-Managed Inventory (VMI) | Guaranteed In-Stock |
| Efficiency Audits | Advanced Exchange Program |
| Customized Design Program | Exclusive Promotions |
| Masking Tape 101 | Welcome Aboard Packages |



Dear Customer,

Welcome to EPSI's newest and most up-to-date Technical Reference Guide. This literature has been created for you as an easy-to-use yet comprehensive guide when selecting the most effective industrial finishing supplies for your specific application.

Please keep in mind that this catalog is only a partial offering of over 15,000 different products stocked in our ten global locations. You will also notice that we have introduced five new product families: Liqui-Tite™ Plugs, HKD Diamond Hooks, Caterpillar-style Blind-Hole Thread Mask Plugs, Caterpillar-style Double Washer Pull Plugs and our Custom Tape Masking program. The EPSI Guarantee means that we listened to your requests to also reintroduce our DC Caps, REC Caps and VIP Plugs. All of these products come with the same price and availability guarantees that you have come to expect from EPSI.


For up-to-date pricing and product offerings, please contact your local EPSI representative or visit us at www.epsi.com.

Sincerely,

Armen Sarajian
President

EPSI, the EPSI Logo, You Ask It, We Mask It, Masking & Hanging Solutions, and Imagination That Moves You Forward are registered trademarks of Engineered Products and Services, Inc.
© 2014 EPSI. All Rights Reserved.

Custom Masking




2
Custom Masking

Caps



3
Silicone Caps [SC] 600°



7
EC Caps [EC] 475°

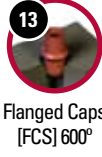


10
Disposable Caps [DC] 325° **HOT**


Caps



12
REC Caps [REC] 600° **HOT**



13
Flanged Caps [FCS] 600°



14
EZ Caps [EZY] 600°



16
Flat Silicone Caps [FSC] 600°



18
Washer Caps [WC] 600°



20
Silicone Cone Caps [CONS] 600°



21
EPDM Caps [EC] 475°

Plugs



22
Liqui-Tite™ [LTP] 600° **NEW**



23
Vented Insertion Plugs [VIP] 600° **HOT**



24
Silicone Triple Push Plug [TPP] 600° **HOT**



25
Silicone Masking Stoppers/Stems [SMS] 600° **HOT**



26
Caterpillar Blind-Hole [C-BTM] 600° **NEW**



27
Caterpillar Dbl Washer [C-DVWP] 600° **NEW**



28
Silicone Tapered Stoppers [STS] 600°



31
Hollow Tapered Stoppers [HSTS] 600°



32
Black EPDM Stoppers [BES] 475°



35
Silicone Weld-Nut Pull Plugs [WVPP] 600°



37
EPDM Pull Plugs [EPP] 475°



39
Cork Stoppers [CRKR] 300°



40
Flangeless Plugs [FLPS] 600°



40
EPDM Flangeless Plugs [FLPE] 475°



42
Washer Plugs [VWP] 600°



44
Tube Insert Plugs [TIPS] 600°



45
Shallow Tube Plugs [TOPS] 600°



46
Blind Hole Thread Mask Plugs [BTM] 600°



47
Silicone Pull Plugs [SPP] 600°



50
Dbl Washer Pull Plugs [DWVP] 600°



51
Sink-O-Mask™ Plugs [SOMS] 600°



52
Silicone Mousetail Plugs [SMT] 600°



52
EPDM Mousetail Plugs [EMT] 475°



53
Thread-N-Mask Plugs [TNM] 185°

Tapes and Discs



54
Quality Tape 101



56
Custom Tape Masking **NEW**



59
Green Polyester Tape [A12] 400° **HOT**



61
Rusty Polyester Tape [R12] 430°



62
Ultra Orange Tape [O12] 430°



64
Green Wishbone Discs [AW12] 400° **HOT**



66
Green Polyester Discs [AD12] 400° **HOT**



68
Green Polyester Donuts [AH12] 400°



69
1 mil Polyimide Tape [K12] 500°



69
2 mil Polyimide Tape [K22] 600°



71
2 mil Polyimide Discs [KD22] 600°



72
2 mil Polyimide Wishbone Discs [KW22] 600°



73
Blue Polyester Tape [B12] 350°



74
Red Polyester Tape [D12] 350°



75
Med/Hi-Temp Crepe Tape [C11] 300°



76
Hi-Temp Crepe Tape [C21] 325°



77
Hi-Temp Crepe Discs [CD21] 325°



79
Hi-Temp Crepe w/ Film [PPFC21] 325°



80
Silicone Self-Fusing Tape [S10/S20/S30] 600°



81
Fiberglass Tape [F12] 500°



82
Fiberglass Discs [FD12] 500°

Tapes and Discs



Aluminum Tape
[M10] 325°



Lead Foil Tape
[P12] 225°



Electroplating Vinyl
Tape [V12] 176°



General Purpose
Tape [V10] 176°



Non-Adhesive Vinyl
Tape [V71] 176°

3M Tapes & Discs



Crepe Tape - C10
[3M 2364] 300°



Crepe Tape - C12
[3M 2380] 325°



Vinyl Tape - V14
[3M 470] 170°



Lead Foil Tape - P14
[3M 421] 225°

Hooks



Diamond Hooks
[HKD]



V Hooks
[HV]



V Hooks with 90°
Bend [HV90]



S Hooks
[HS]



C Hooks
[HC]



CV Hooks
[HCV]



V-Style Locking
Hooks [HKVL]



Claw Hooks
[CLAW]



Sheet & Pipe
Suspender [HKSC]



Spring Tube Hooks
[HKRO]



Swivel Hooks
[SWIVEL H]



Swivel Hooks
[SWIVEL R & V]

Tubing and Cord



Silicone Tubing
[ST] 600°



Silicone Foam
Cord [CRDF] 600°



Solid Silicone
Cord [CRDS] 600°



Flexible Star Tubing-
Silicone [FSTS] 600°

Sheeting



Silicone Foam
Sheeting [SHFS] 600°



Silicone Rubber
Sheeting [SHRS] 600°



Silicone Magnetic
Sheeting [SHMS] 500°



Vinyl Magnetic
Sheeting [SHMV] 176°



Powder Coating
Filters [FILC]

Filters

Miscellaneous



Starter Kits
[KITS]
Caps/Plugs



Starter Kits
[KITS]
Plugs



Starter Kits
[KITS]
Plugs



Automated Tape
Dispenser [M1000]



Caliper



Touch-Up
Paint



Cork Spacer Pads
[CRSP]



Elastomer
Chart



Conversion
Table



For Your
Reference



Terms &
Conditions



Coupons



866-ASK-EPSI (866-275-3774)
866-FAX-EPSI (866-329-3774)

Order online at
www.epsi.com

**YOU ASK IT.
WE MASK IT.®**

Custom Masks

The Best Solution for Your Masking Needs



The EPSI Guarantee means that we provide you with the best solutions for your masking needs. Sometimes that's an economical, off-the-shelf product like our WPP Weld-Nut Pull Plugs and patented EZY™ Easy Caps, but often only a custom solution will do. Only EPSI can provide these custom pieces with the speed and economy that you require.

For over twenty years EPSI has provided its customers with innovative and profitable custom engineered solutions to the most complex masking challenges. We've made it easy for you to take advantage of our custom mold program to produce masking solutions fit to your specific requirements.

Our in-house engineering team has worked for decades teaming up with our customers to produce tens of thousands of custom silicone masks. EPSI continues to be the industry leader at creating efficient, custom solutions for many industries: automotive, aerospace, oil & gas, construction, farm equipment, medical and many other industries.

Do you have products that take too much time to mask using conventional methods? We have the solution for you - check it out! Phone 866-ASK-EPSI or your local rep for more info.



866-ASK-EPSI (866-275-3774)
866-FAX-EPSI (866-329-3774)

2

Order online at
www.epsi.com

**YOU ASK IT.
WE MASK IT.®**

SC Silicone Caps

600°F (315°C)



- Can Be Used as Both Cap and Plug.
- Flexible Enough to Conform to Irregular Geometry
- Round Top Profile Allows for Easy Insertion Into Holes.


- Silicone Caps are Reusable, and Will Not Melt or Harden.
- Color Coded for Increased Visibility and Sorting During Reuse.

TYPICAL INDUSTRY USES

Powder Coating, E-Coating, Plating and Anodizing

TYPICAL APPLICATIONS

Used as a cap over threaded studs, dowels, and protrusions. Used as a plug for tapped holes, irregular contours and threaded holes.



PRODUCT DESCRIPTION

Our Silicone Cap (SC) product line is the industry standard for general masking applications. Their versatile nature allows them to fit over extensions, threaded studs, PEMS and dowels, as well as be used as a plug for tapped holes, irregular contours and threaded holes. Our high temperature silicone is specially formulated to ensure reusability.

HELPFUL HINTS

- When sizing parts as a cap, the ID of the cap should be 2 - 5% smaller than the stud diameter.
- To ensure easy removal, select a cap length that is slightly longer than the masking length of the stud. This is especially important if the cap ID is less than 5% of the stud diameter.
- When sizing parts as a plug, the OD should be at least 7% larger than the hole diameter.
- If used to cover tube ends in powder coating, a small slit in the top of the cap will prevent blow-off. (See EZY™ Caps.)

CAUTION: Due to the low tear resistance of silicone; do not use pliers or other sharp tools for removal. (See EC Caps for higher tear resistance caps.)



866-ASK-EPSI (866-275-3774)
866-FAX-EPSI (866-329-3774)

3

Order online at
www.epsi.com

**YOU ASK IT.
WE MASK IT.®**

SC SERIES



PART NUMBER	COLOR	ID (in)	OD (in)	IL (in)	ID (mm)	OD (mm)	IL (mm)	PCS/BAG
Ⓞ SC 0020X0500-R	RED	0.020	0.080	0.500	0.5	2.0	12.7	1000
Ⓞ SC 0028X0500-C	CLEAR	0.028	0.088	0.500	0.7	2.2	12.7	1000
Ⓞ SC 0035X0500-W	WHITE	0.035	0.095	0.500	0.9	2.4	12.7	1000
Ⓞ SC 0040X0750-U	BLUE	0.040	0.130	0.750	1.0	3.3	19.1	1000
Ⓞ SC 0062X0750-L	YELLOW	0.062	0.152	0.750	1.6	3.9	19.1	1000
Ⓞ SC 0070X1000-G	GREEN	0.070	0.160	1.000	1.8	4.1	25.4	1000
Ⓞ SC 0080X0750-O	ORANGE	0.080	0.200	0.750	2.0	5.1	19.1	1000
Ⓞ SC 0093X0500-N	PINK	0.093	0.213	0.500	2.4	5.4	12.7	1000
Ⓞ SC 0093X0750-N	PINK	0.093	0.193	0.750	2.4	4.9	19.1	1000
Ⓞ SC 0100X0500-G	GREEN	0.100	0.200	0.500	2.5	5.1	12.7	1000
Ⓞ SC 0100X1000-G	GREEN	0.100	0.200	1.000	2.5	5.1	25.4	1000
Ⓞ SC 0109X0500-L	YELLOW	0.109	0.229	0.500	2.8	5.8	12.7	1000
Ⓞ SC 0109X0750-Y	GREY	0.109	0.209	0.750	2.8	5.3	19.1	1000
Ⓞ SC 0125X0500-U	BLUE	0.125	0.225	0.500	3.2	5.7	12.7	1000
Ⓞ SC 0125X1000-B	BLACK	0.125	0.225	1.000	3.2	5.7	25.4	1000
Ⓞ SC 0125X1000-L	YELLOW	0.125	0.225	1.000	3.2	5.7	25.4	1000
Ⓞ SC 0125X1500	CLEAR	0.125	0.245	1.500	3.2	6.2	38.1	1000
Ⓞ SC 0135X0625	CLEAR	0.135	0.255	0.625	3.4	6.5	15.9	1000
Ⓞ SC 0140X0250-W	WHITE	0.140	0.260	0.250	3.6	6.6	6.4	1000
Ⓞ SC 0140X0500	CLEAR	0.140	0.260	0.500	3.6	6.6	12.7	1000
Ⓞ SC 0140X1000-W	WHITE	0.140	0.260	1.000	3.6	6.6	25.4	1000
Ⓞ SC 0140X1500	CLEAR	0.140	0.260	1.500	3.6	6.6	38.1	1000
Ⓞ SC 0148X0500-N	PINK	0.148	0.268	0.500	3.8	6.8	12.7	1000
Ⓞ SC 0148X0750-N	PINK	0.148	0.268	0.750	3.8	6.8	19.1	1000
Ⓞ SC 0148X1000-N	PINK	0.148	0.268	1.000	3.8	6.8	25.4	1000
Ⓞ SC 0156X0500-G	GREEN	0.156	0.276	0.500	4.0	7.0	12.7	1000
Ⓞ SC 0156X1000-L	YELLOW	0.156	0.276	1.000	4.0	7.0	25.4	1000
Ⓞ SC 0172X0500-Y	GREY	0.172	0.292	0.500	4.4	7.4	12.7	1000
Ⓞ SC 0172X1000-U	BLUE	0.172	0.292	1.000	4.4	7.4	25.4	1000
Ⓞ SC 0172X1500-U	BLUE	0.172	0.292	1.500	4.4	7.4	38.1	1000
Ⓞ SC 0180X1000-B	BLACK	0.180	0.300	1.000	4.6	7.6	25.4	1000
Ⓞ SC 0187X0500-W	WHITE	0.187	0.307	0.500	4.7	7.8	12.7	1000
Ⓞ SC 0187X1000	CLEAR	0.187	0.307	1.000	4.7	7.8	25.4	1000
Ⓞ SC 0187X1500	CLEAR	0.187	0.307	1.500	4.7	7.8	38.1	1000
Ⓞ SC 0197X0500-Z	BROWN	0.197	0.317	0.500	5.0	8.1	12.7	1000
Ⓞ SC 0218X1000-Y	GREY	0.218	0.338	1.000	5.5	8.6	25.4	1000
Ⓞ SC 0223X0500-N	PINK	0.223	0.343	0.500	5.7	8.7	12.7	1000
Ⓞ SC 0223X0750-U	BLUE	0.223	0.343	0.750	5.7	8.7	19.1	1000
Ⓞ SC 0223X1000-N	PINK	0.223	0.343	1.000	5.7	8.7	25.4	1000

Ⓞ The EPSI Guarantee means that this part is locally stocked and immediately available when you need it.

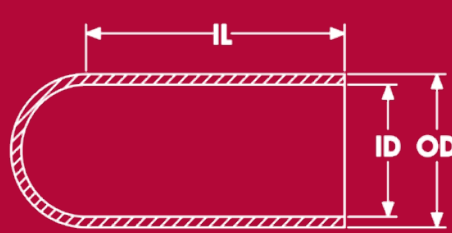


866-ASK-EPSI (866-275-3774)
866-FAX-EPSI (866-329-3774)

Order online at
www.epsi.com



SC SERIES



	PART NUMBER	COLOR	ID (in)	OD (in)	IL (in)	ID (mm)	OD (mm)	IL (mm)	PCS/BAG
Ⓞ	SC 0223X1500-N	PINK	0.223	0.343	1.500	5.7	8.7	38.1	1000
Ⓞ	SC 0234X0500-G	GREEN	0.234	0.354	0.500	5.9	9.0	12.7	1000
Ⓞ	SC 0234X0787-G	GREEN	0.234	0.354	0.787	5.9	9.0	20.0	1000
Ⓞ	SC 0234X1000-G	GREEN	0.234	0.354	1.000	5.9	9.0	25.4	1000
Ⓞ	SC 0234X1500-L	YELLOW	0.234	0.354	1.500	5.9	9.0	38.1	1000
Ⓞ	SC 0250X1000-Y	GREY	0.250	0.370	1.000	6.4	9.4	25.4	1000
Ⓞ	SC 0250X1500	CLEAR	0.250	0.370	1.500	6.4	9.4	38.1	1000
Ⓞ	SC 0260X1000-O	ORANGE	0.260	0.380	1.000	6.6	9.7	25.4	500
Ⓞ	SC 0281X1000-U	BLUE	0.281	0.401	1.000	7.1	10.2	25.4	500
Ⓞ	SC 0281X1000	CLEAR	0.281	0.401	1.000	7.1	10.2	25.4	500
Ⓞ	SC 0295X0500-B	BLACK	0.295	0.415	0.500	7.5	10.5	12.7	500
Ⓞ	SC 0295X0750-B	BLACK	0.295	0.415	0.750	7.5	10.5	19.1	500
Ⓞ	SC 0295X1000-B	BLACK	0.295	0.415	1.000	7.5	10.5	25.4	500
Ⓞ	SC 0295X1500-B	BLACK	0.295	0.415	1.500	7.5	10.5	38.1	500
Ⓞ	SC 0312X1000-W	WHITE	0.312	0.432	1.000	7.9	11.0	25.4	500
Ⓞ	SC 0312X1500-N	PINK	0.312	0.432	1.500	7.9	11.0	38.1	500
Ⓞ	SC 0312X2000-W	WHITE	0.312	0.432	2.000	7.9	11.0	50.8	500
Ⓞ	SC 0340X1000-P	PURPLE	0.340	0.460	1.000	8.6	11.7	25.4	500
Ⓞ	SC 0340X2000	CLEAR	0.340	0.460	2.000	8.6	11.7	50.8	500
Ⓞ	SC 0355X1000	CLEAR	0.355	0.475	1.000	9.0	12.1	25.4	500
Ⓞ	SC 0355X1500-G	GREEN	0.355	0.475	1.500	9.0	12.1	38.1	500
Ⓞ	SC 0366X1500-R	RED	0.366	0.486	1.500	9.3	12.3	38.1	500
Ⓞ	SC 0375X0750-L	YELLOW	0.375	0.495	0.750	9.5	12.6	19.1	500
Ⓞ	SC 0375X1000-L	YELLOW	0.375	0.495	1.000	9.5	12.6	25.4	500
Ⓞ	SC 0375X1500-Y	GREY	0.375	0.495	1.500	9.5	12.6	38.1	500
Ⓞ	SC 0406X1000-U	BLUE	0.406	0.526	1.000	10.3	13.4	25.4	250
Ⓞ	SC 0437X1000-B	BLACK	0.437	0.557	1.000	11.1	14.1	25.4	250
Ⓞ	SC 0456X0500	CLEAR	0.456	0.556	0.500	11.6	14.1	12.7	250
Ⓞ	SC 0456X1500	CLEAR	0.456	0.556	1.500	11.6	14.1	38.1	250
Ⓞ	SC 0468X1000-W	WHITE	0.468	0.588	1.000	11.9	14.9	25.4	250
Ⓞ	SC 0480X1500-N	PINK	0.480	0.600	1.500	12.2	15.2	38.1	250
Ⓞ	SC 0500X1500-G	GREEN	0.500	0.620	1.500	12.7	15.7	38.1	250
Ⓞ	SC 0535X1500-U	BLUE	0.535	0.635	1.500	13.6	16.1	38.1	250
Ⓞ	SC 0535X1500	CLEAR	0.535	0.635	1.500	13.6	16.1	38.1	250
Ⓞ	SC 0535X3000	CLEAR	0.535	0.655	3.000	13.6	16.6	76.2	250
Ⓞ	SC 0562X1500	CLEAR	0.562	0.682	1.500	14.3	17.3	38.1	250
Ⓞ	SC 0590X4720	CLEAR	0.590	0.710	4.720	15.0	18.0	119.9	100
Ⓞ	SC 0600X1500	CLEAR	0.600	0.708	1.500	15.2	18.0	38.1	250
Ⓞ	SC 0625X1125	CLEAR	0.625	0.745	1.125	15.9	18.9	28.6	250

Ⓞ The EPSI Guarantee means that this part is locally stocked and immediately available when you need it.



866-ASK-EPSI (866-275-3774)
866-FAX-EPSI (866-329-3774)

Order online at
www.epsi.com



SC SERIES



PART NUMBER	COLOR	ID (in)	OD (in)	IL (in)	ID (mm)	OD (mm)	IL (mm)	PCS/BAG
Ⓞ SC 0625X1500	CLEAR	0.625	0.745	1.500	15.9	18.9	38.1	250
Ⓞ SC 0625X2500	CLEAR	0.625	0.745	2.500	15.9	18.9	63.5	250
Ⓞ SC 0687X1000	CLEAR	0.687	0.807	1.000	17.4	20.5	25.4	100
Ⓞ SC 0687X1500	CLEAR	0.687	0.807	1.500	17.4	20.5	38.1	100
Ⓞ SC 0730X1500	CLEAR	0.730	0.850	1.500	18.5	21.6	38.1	100
Ⓞ SC 0750X1500	CLEAR	0.750	0.870	1.500	19.1	22.1	38.1	100
Ⓞ SC 0750X3500	CLEAR	0.750	0.870	3.500	19.1	22.1	88.9	100
Ⓞ SC 0780X1500	CLEAR	0.780	0.900	1.500	19.8	22.9	38.1	100
Ⓞ SC 0812X1500	CLEAR	0.812	0.932	1.500	20.6	23.7	38.1	100
Ⓞ SC 0875X1500	CLEAR	0.875	0.995	1.500	22.2	25.3	38.1	100
Ⓞ SC 0937X1500	CLEAR	0.937	1.057	1.500	23.8	26.8	38.1	100
Ⓞ SC 0970X1500	CLEAR	0.970	1.090	1.500	24.6	27.7	38.1	100
Ⓞ SC 0970X4000	CLEAR	0.970	1.090	4.000	24.6	27.7	101.6	100
Ⓞ SC 1000X1500	CLEAR	1.000	1.120	1.500	25.4	28.4	38.1	100
Ⓞ SC 1000X2000	CLEAR	1.000	1.120	2.000	25.4	28.4	50.8	100
Ⓞ SC 1062X2000	CLEAR	1.062	1.182	2.000	27.0	30.0	50.8	100
Ⓞ SC 1125X1500	CLEAR	1.125	1.245	1.500	28.6	31.6	38.1	100
Ⓞ SC 1187X1500	CLEAR	1.187	1.307	1.500	30.1	33.2	38.1	100
Ⓞ SC 1250X1500	CLEAR	1.250	1.370	1.500	31.8	34.8	38.1	100
Ⓞ SC 1350X1500	CLEAR	1.350	1.470	1.500	34.3	37.3	38.1	100
Ⓞ SC 1350X1750	CLEAR	1.350	1.470	1.750	34.3	37.3	44.5	100
Ⓞ SC 1380X1000	CLEAR	1.380	1.500	1.000	35.1	38.1	25.4	50
Ⓞ SC 1500X1000	CLEAR	1.500	1.620	1.000	38.1	41.1	25.4	50
Ⓞ SC 1500X1500	CLEAR	1.500	1.620	1.500	38.1	41.1	38.1	50
Ⓞ SC 1500X1750	CLEAR	1.500	1.620	1.750	38.1	41.1	44.5	50
Ⓞ SC 1625X2000	CLEAR	1.625	1.745	2.000	41.3	44.3	50.8	50
Ⓞ SC 1750X1500	CLEAR	1.750	1.870	1.500	44.5	47.5	38.1	50
Ⓞ SC 1750X2000	CLEAR	1.750	1.870	2.000	44.5	47.5	50.8	50
Ⓞ SC 1875X2000	CLEAR	1.875	1.995	2.000	47.6	50.7	50.8	50
Ⓞ SC 2000X2000	CLEAR	2.000	2.120	2.000	50.8	53.8	50.8	25

Starter Kit Available. See page 120

Starter kits are ideal for engineers, production managers and masking personnel.



Ⓞ The EPSI Guarantee means that this part is locally stocked and immediately available when you need it.

■ Current pricing and additional sizes available at www.epsi.com



866-ASK-EPSI (866-275-3774)
866-FAX-EPSI (866-329-3774)

Order online at www.epsi.com



EC EPDM Caps

475°F (250°C)



- Can be Used as Both a Cap and Plug
- EPDM Caps are Reusable and have Excellent Chemical Resistance
- Round Top Profile Allows for Easy Insertion into Holes
- Flexible Enough to Conform to Irregular Geometry

TYPICAL INDUSTRIES USED

Powder Coating, E-Coating, Plating, Anodizing, Sand Blasting and Shipping Caps


TYPICAL APPLICATIONS

Used as a cap over threaded studs, dowels, and protrusions. Used as a plug for tapped holes, irregular contours and threaded holes.



PRODUCT DESCRIPTION

Our EPDM Cap (EC) product line is the industry standard for low cost masking applications. Their versatile nature allows them to fit over extrusions, threaded studs, PEMS and dowels, as well as be used as a plug for tapped holes, irregular contours and threaded holes. Our high temperature EPDM is specially formulated to resist chemical attack and ensure reusability and economy during masking.



HELPFUL HINTS

- When sizing parts as a cap, the ID of the cap should be 2 - 3% smaller than the stud diameter.
- To ensure easy removal, select a cap length that is slightly longer than the masking length of the stud. This is especially important if the cap ID is less than 4% of the stud diameter.
- When sizing parts as a plug, the OD should be at least 6% larger than the hole diameter.
- If used to cover tube ends in powder coating, a small slit in the top of the cap will prevent blow-off. (See EZY™ Caps.)
- Economical enough to be used one time in high temperature applications, or where the cap will be used during shipping after coating process.



866-ASK-EPSI (866-275-3774)
866-FAX-EPSI (866-329-3774)

7

Order online at
www.epsi.com

**YOU ASK IT.
WE MASK IT.®**

EC SERIES



PART NUMBER	COLOR	ID (in)	OD (in)	IL (in)	ID (mm)	OD (mm)	IL (mm)	PCS/BAG
Ⓞ EC 0040X0750	BLACK	0.040	0.130	0.750	1.0	3.3	19.1	1000
Ⓞ EC 0062X0750	BLACK	0.062	0.152	0.750	1.6	3.9	19.1	1000
Ⓞ EC 0100X1000	BLACK	0.100	0.200	1.000	2.5	5.1	25.4	1000
Ⓞ EC 0109X0500	BLACK	0.109	0.229	0.500	2.8	5.8	12.7	1000
Ⓞ EC 0109X0750	BLACK	0.109	0.209	0.750	2.8	5.3	19.1	1000
Ⓞ EC 0125X0500	BLACK	0.125	0.225	0.500	3.2	5.7	12.7	1000
Ⓞ EC 0125X1000	BLACK	0.125	0.225	1.000	3.2	5.7	25.4	1000
Ⓞ EC 0410X0250	BLACK	0.125	0.225	0.250	3.2	5.7	6.4	1000
Ⓞ EC 0140X1000	BLACK	0.140	0.260	1.000	3.6	6.6	25.4	1000
Ⓞ EC 0148X1000	BLACK	0.148	0.268	1.000	3.8	6.8	25.4	1000
Ⓞ EC 0156X0500	BLACK	0.156	0.276	0.500	4.0	7.0	12.7	1000
Ⓞ EC 0156X1000	BLACK	0.156	0.276	1.000	4.0	7.0	25.4	1000
Ⓞ EC 0172X0500	BLACK	0.172	0.292	0.500	4.4	7.4	12.7	1000
Ⓞ EC 0172X1000	BLACK	0.172	0.292	1.000	4.4	7.4	25.4	1000
Ⓞ EC 0180X1000	BLACK	0.180	0.300	1.000	4.6	7.6	25.4	1000
Ⓞ EC 0187X0500	BLACK	0.187	0.307	0.500	4.7	7.8	12.7	1000
Ⓞ EC 0187X1000	BLACK	0.187	0.307	1.000	4.7	7.8	25.4	1000
Ⓞ EC 0197X0500	BLACK	0.197	0.317	0.500	5.0	8.1	12.7	1000
Ⓞ EC 0218X1000	BLACK	0.218	0.338	1.000	5.5	8.6	25.4	1000
Ⓞ EC 0223X1000	BLACK	0.223	0.343	1.000	5.7	8.7	25.4	1000
Ⓞ EC 0223X1500	BLACK	0.223	0.343	1.500	5.7	8.7	38.1	1000
Ⓞ EC 0234X0500	BLACK	0.234	0.354	0.500	5.9	9.0	12.7	1000
Ⓞ EC 0234X0787	BLACK	0.234	0.354	0.787	5.9	9.0	20.0	1000
Ⓞ EC 0234X1000	BLACK	0.234	0.354	1.000	5.9	9.0	25.4	1000
Ⓞ EC 0234X1500	BLACK	0.234	0.354	1.500	5.9	9.0	38.1	1000
Ⓞ EC 0250X1000	BLACK	0.250	0.370	1.000	6.4	9.4	25.4	1000
Ⓞ EC 0295X0500	BLACK	0.295	0.415	0.500	7.5	10.5	12.7	500
Ⓞ EC 0295X0750	BLACK	0.295	0.415	0.750	7.5	10.5	19.1	500
Ⓞ EC 0295X1000	BLACK	0.295	0.415	1.000	7.5	10.5	25.4	500
Ⓞ EC 0295X1500	BLACK	0.295	0.415	1.500	7.5	10.5	38.1	500
Ⓞ EC 0312X1000	BLACK	0.312	0.432	1.000	7.9	11.0	25.4	500
Ⓞ EC 0312X1500	BLACK	0.312	0.432	1.500	7.9	11.0	38.1	500
Ⓞ EC 0340X1000	BLACK	0.340	0.460	1.000	8.6	11.7	25.4	500
Ⓞ EC 0355X1500	BLACK	0.355	0.475	1.500	9.0	12.1	38.1	500
Ⓞ EC 0366X1500	BLACK	0.366	0.486	1.500	9.3	12.3	38.1	500
Ⓞ EC 0375X1000	BLACK	0.375	0.495	1.000	9.5	12.6	25.4	500
Ⓞ EC 0375X1500	BLACK	0.375	0.495	1.500	9.5	12.6	38.1	500
Ⓞ EC 0437X1000	BLACK	0.437	0.557	1.000	11.1	14.1	25.4	250

Ⓞ The EPSI Guarantee means that this part is locally stocked and immediately available when you need it.



866-ASK-EPSI (866-275-3774)
866-FAX-EPSI (866-329-3774)

Order online at
www.epsi.com



EC SERIES



PART NUMBER	COLOR	ID (in)	OD (in)	IL (in)	ID (mm)	OD (mm)	IL (mm)	PCS/BAG
Ⓞ EC 0456X1500	BLACK	0.456	0.556	1.500	11.6	14.1	38.1	250
Ⓞ EC 0468X1000	BLACK	0.468	0.588	1.000	11.9	14.9	25.4	250
Ⓞ EC 0500X1500	BLACK	0.500	0.620	1.500	12.7	15.7	38.1	250
Ⓞ EC 0535X1500	BLACK	0.535	0.635	1.500	13.6	16.1	38.1	250
Ⓞ EC 0535X3000	BLACK	0.535	0.655	3.000	13.6	16.6	76.2	250
Ⓞ EC 0600X1500	BLACK	0.600	0.708	1.500	15.2	18.0	38.1	250
Ⓞ EC 0625X1500	BLACK	0.625	0.745	1.500	15.9	18.9	38.1	250
Ⓞ EC 0750X1500	BLACK	0.750	0.870	1.500	19.1	22.1	38.1	100
Ⓞ EC 0812X1500	BLACK	0.812	0.932	1.500	20.6	23.7	38.1	100
Ⓞ EC 0875X1500	BLACK	0.875	0.995	1.500	22.2	25.2	38.1	100
Ⓞ EC 1000X2000	BLACK	1.000	1.120	2.000	25.4	28.4	50.8	100
Ⓞ EC 1062X2000	BLACK	1.062	1.182	2.000	27.0	30.0	50.8	100
Ⓞ EC 1125X1500	BLACK	1.125	1.245	1.500	28.6	31.6	38.1	100
Ⓞ EC 1250X1500	BLACK	1.250	1.370	1.500	31.8	34.8	38.1	100
Ⓞ EC 1500X1750	BLACK	1.500	1.620	1.750	38.1	41.1	44.5	50
Ⓞ EC 1625X2000	BLACK	1.625	1.745	2.000	41.3	44.3	50.8	50
Ⓞ EC 1750X2000	BLACK	1.750	1.870	2.000	44.5	47.5	50.8	50
Ⓞ EC 1875X2000	BLACK	1.875	1.995	2.000	47.6	50.7	50.8	50
Ⓞ EC 2000X2000	BLACK	2.000	2.120	2.000	50.8	53.8	50.8	25

Starter Kit Available. See page 120



Starter kit is a must for all design engineers!

Ⓞ The EPSP Guarantee means that this part is locally stocked and immediately available when you need it.

■ Current pricing and additional sizes available at www.epsi.com



866-ASK-EPSI (866-275-3774)
866-FAX-EPSI (866-329-3774)

Order online at
www.epsi.com

**YOU ASK IT.
WE MASK IT.®**

DC Disposable Masking Caps



325°F (163°C)



■ Economical Enough to be a One Time Use Masking Cap

■ Good Alternative for Vinyl Caps in Similar Use Applications

■ Leave On After Coating for Shipping Protection

TYPICAL INDUSTRY USE

Low-Temp Powder, E-Coating, Liquid Top Coat, Plating, Anodizing, Sandblasting and Shipping.

TYPICAL APPLICATIONS

Used as a cap over threaded studs, dowels, and protrusions. Great when used as a shipping cap.

HELPFUL HINTS



- When sizing parts as a cap, the ID of the cap should be 2-5% smaller than the stud diameter.
- Good alternative for vinyl caps in similar use applications

PRODUCT DESCRIPTION

Our Disposable Cap (DC) product line is the most economical alternative for masking or protecting studs in low temp powder coating, liquid top coat and plating operations. Economical enough that the product should be used only one time preventing the need to sort masking after use or demask coated products. Consider leaving caps on for shipping protection as an added value to your customer.




866-ASK-EPSI (866-275-3774)
866-FAX-EPSI (866-329-3774)

10

Order online at
www.epsi.com

**YOU ASK IT.
WE MASK IT.®**

DC SERIES



PART NUMBER	COLOR	ID (in)	OD (in)	IL (in)	ID (mm)	OD (mm)	IL (mm)	BOX QTY
DC 0050X0750	YELLOW	0.050	0.130	0.750	1.3	3.3	19.1	1000
DC 0063X0750	YELLOW	0.063	0.142	0.750	1.6	3.6	19.1	1000
DC 0074X0750	YELLOW	0.074	0.154	0.750	1.9	3.9	19.1	1000
DC 0080X1000	YELLOW	0.080	0.157	1.000	2.0	4.0	25.4	1000
DC 0095X1000	YELLOW	0.095	0.173	1.000	2.4	4.4	25.4	1000
DC 0100X1000	YELLOW	0.100	0.177	1.000	2.5	4.5	25.4	1000
DC 0105X1000	YELLOW	0.105	0.224	1.000	2.7	5.7	25.4	1000
DC 0125X1500	YELLOW	0.125	0.244	1.500	3.2	6.2	38.1	1000
DC 0156X1500	YELLOW	0.156	0.274	1.500	4.0	7.0	38.1	1000
DC 0177X1500	YELLOW	0.177	0.295	1.500	4.5	7.5	38.1	1000
DC 0180X1500	YELLOW	0.180	0.298	1.500	4.6	7.6	38.1	1000
DC 0220X1500	YELLOW	0.220	0.339	1.500	5.6	8.6	38.1	1000
DC 0250X1500	YELLOW	0.250	0.370	1.500	6.4	9.4	38.1	1000
DC 0267X1500	YELLOW	0.267	0.386	1.500	6.8	9.8	38.1	500
DC 0290X1500	YELLOW	0.290	0.409	1.500	7.4	10.4	38.1	500
DC 0312X1500	YELLOW	0.312	0.433	1.500	7.9	11.0	38.1	500
DC 0335X1500	YELLOW	0.335	0.453	1.500	8.5	11.5	38.1	500
DC 0350X1500	YELLOW	0.350	0.469	1.500	8.9	11.9	38.1	500
DC 0372X1500	YELLOW	0.372	0.488	1.500	9.4	12.4	38.1	500
DC 0454X1500	YELLOW	0.454	0.571	1.500	11.5	14.5	38.1	250
DC 0485X1500	YELLOW	0.485	0.602	1.500	12.3	15.3	38.1	250
DC 0495X1500	YELLOW	0.495	0.614	1.500	12.6	15.6	38.1	250
DC 0532X1500	YELLOW	0.532	0.689	1.500	13.5	17.5	38.1	250
DC 0571X1500	YELLOW	0.571	0.728	1.500	14.5	18.5	38.1	250
DC 0610X1500	YELLOW	0.610	0.768	1.500	15.5	19.5	38.1	250
DC 0690X1500	YELLOW	0.690	0.846	1.500	17.5	21.5	38.1	100
DC 0729X1500	YELLOW	0.729	0.886	1.500	18.5	22.5	38.1	100
DD 0748X1500	YELLOW	0.748	0.906	1.500	19.0	23.0	38.1	100
DC 0787X1500	YELLOW	0.787	0.945	1.500	20.0	24.0	38.1	100
DC 0807X1500	YELLOW	0.807	0.965	1.500	20.5	24.5	38.1	100
DC 0885X1500	YELLOW	0.885	1.043	1.500	22.5	26.5	38.1	100
DC 0945X1500	YELLOW	0.945	1.102	1.500	24.0	28.0	38.1	100
DC 0985X1500	YELLOW	0.985	1.142	1.500	25.0	29.0	38.1	100
DC 1024X1500	YELLOW	1.024	1.181	1.500	26.0	30.0	38.1	100
DC 1063X1500	YELLOW	1.063	1.220	1.500	27.0	31.0	38.1	100
DC 1122X1500	YELLOW	1.122	1.280	1.500	28.5	32.5	38.1	100
DC 1181X1500	YELLOW	1.181	1.339	1.500	30.0	34.0	38.1	100
DC 1260X1500	YELLOW	1.260	1.417	1.500	32.0	36.0	38.1	100



866-ASK-EPSI (866-275-3774)
866-FAX-EPSI (866-329-3774)

Order online at
www.epsi.com




REC Caps

600°F (315°C)

HOT

AVAILABLE
IN
CUSTOM
COLORS!



■ Thin, Rectangular Profile is Ideal for Masking off Bus Bar Terminals and Other Electrical Contacts

■ Grounded Caps are Reusable, and Will Not Melt or Harden

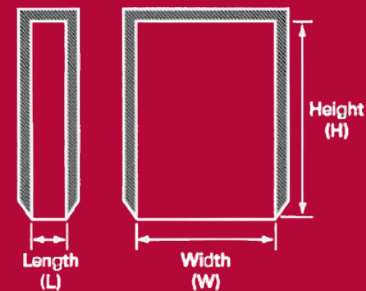
■ Tapered Collar Around Opening Ensures Fine Line Masking

TYPICAL INDUSTRIES USED

Powder Coating, E-Coating, Plating and Anodizing.

TYPICAL APPLICATIONS

Used as a cap over electrical connectors, and rectangular extensions.



REC SERIES

PART NUMBER	ALTERNATE STOCK PART #	COLOR	W (in)	L (in)	H (in)	W (mm)	L (mm)	H (mm)	BOX QTY
REC 0130	REC 0130-O	ORANGE	0.130	0.059	0.209	3.3	1.5	5.3	1000
REC 0236	REC 0236-Y	GRAY	0.236	0.059	0.433	6.0	1.5	11.0	1000
REC 0247	REC 0247-C	CLEAR	0.247	0.030	0.376	6.3	0.8	9.6	1000
REC 0248	REC 0248-N	PINK	0.248	0.030	0.456	6.3	0.8	11.6	1000
REC 0460	REC 0460-L	YELLOW	0.460	0.035	0.280	11.7	0.9	7.1	1000
REC 0470	REC 0470-G	GREEN	0.470	0.040	0.374	11.9	1.0	9.5	1000
REC 0490	REC 0490-P	PURPLE	0.490	0.047	0.687	12.4	1.2	17.4	500
REC 0875	REC 0875-Y	GRAY	0.875	0.090	1.500	22.2	2.3	38.1	250



866-ASK-EPSI (866-275-3774)
866-FAX-EPSI (866-329-3774)

12

Order online at
www.epsi.com

**YOU ASK IT.
WE MASK IT.®**

FCS Flanged Caps

600°F (315°C)





- Flanged Washer Area is Ideal for Masking Around Lead-In Chamfer of Threaded Holes
- Hollow Design Ensures Easy Insertion
- Can be Used in Conjunction with a Dowel or Other Insertion Tool for Easier Application
- Flanged Caps are Reusable, and Will Not Melt or Harden

TYPICAL INDUSTRIES USED

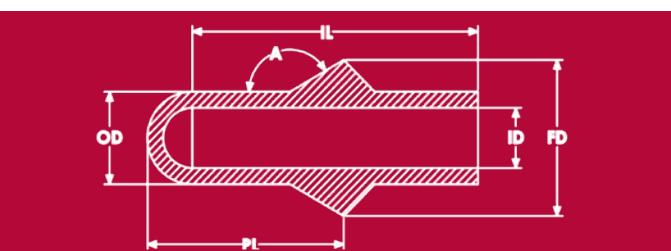
Powder Coating, E-Coating, Plating and Anodizing

TYPICAL APPLICATIONS

Used as a plug in threaded holes, and chamfered holes. Can also be used as a substitute for an equivalent silicone cap.



FCS SERIES



PART NUMBER	COLOR	ID (in)	OD (in)	FD (in)	IL (in)	A	PL (in)	ID (mm)	OD (mm)	FD (mm)	IL (mm)	PL (mm)	PCS/BAG
Ⓞ FCS 012031-L	YELLOW	0.173	0.291	0.472	0.472	150°	0.748	4.4	7.4	12.0	12.0	19.0	250
Ⓞ FCS 015032-N	PINK	0.224	0.343	0.579	0.579	150°	0.748	5.7	8.7	14.7	14.7	19.0	250
Ⓞ FCS 016033-C	CLEAR	0.303	0.421	0.622	0.622	150°	0.748	7.7	10.7	15.8	15.8	19.0	250
Ⓞ FCS 018034-Y	GREY	0.421	0.539	0.709	0.709	150°	0.748	10.7	13.7	18.0	18.0	19.0	250

■ Current pricing and additional sizes available at www.epsi.com

Ⓞ The EPSI Guarantee means that this part is locally stocked and immediately available when you need it.



866-ASK-EPSI (866-275-3774)
866-FAX-EPSI (866-329-3774)

13

Order online at
www.epsi.com

**YOU ASK IT.
WE MASK IT.®**

EZY[™] Easy Caps

600°F (315°C)



- EZY[™] Caps are Ideal for Large Diameter or Long Length Products
- Specially Designed Internal Ring Allows for Easy Placement, and a Liquid-Tight Seal
- Oversized Head for Easy Removal
- Many Sizes Available with Built-in Air-Vent to Eliminate the Effects of Pressure Build-Up
- EZY[™] Caps are Reusable, and Will Not Melt or Harden
- EZY[™] Caps Offer Fine Line Masking

TYPICAL INDUSTRIES USED

Powder Coating, E-Coating, Plating and Anodizing

TYPICAL APPLICATIONS

Used as a cap over threaded studs, dowels, and protrusions.

PRODUCT DESCRIPTION

Our Easy Cap (EZY[™]) product line is the best choice when masking



off threaded studs or protrusions. Many EZY[™] caps are molded with an air vent, which acts as a relief valve for applications where internal pressure is a problem. All EZY[™] caps feature an oversized head and a unique internal gripping design, which makes application and removal easy.

HELPFUL HINTS

- If internal pressure is causing blowout, place a slit in or remove the nipple. This will allow for venting of internal pressure. (Not recommended for immersion coatings.)
- Due to the internal ring, a much smaller ID can be used compared with a standard cap.
- Size at least 10% less than the stud OD.

■ Current pricing and additional sizes available at www.epsi.com

Ⓞ The EPSI Guarantee means that this part is locally stocked and immediately available when you need it.

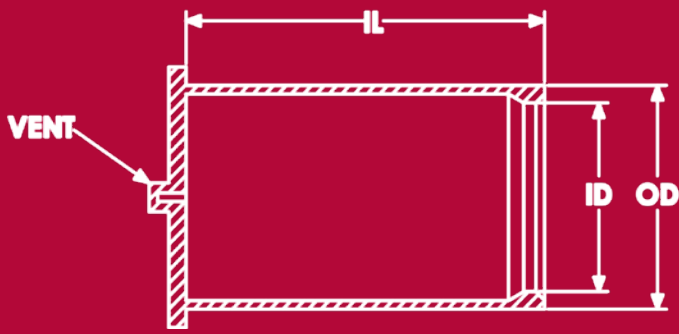


866-ASK-EPSI (866-275-3774)
866-FAX-EPSI (866-329-3774)

14

Order online at
www.epsi.com

**YOU ASK IT.
WE MASK IT.®**



EZY SERIES

PART NUMBER	COLOR	ID (in)	OD (in)	IL (in)	ID (mm)	OD (mm)	IL (mm)	PCS/BAG
Ⓞ EZY 0187X1377-F	RUSTY	0.187	0.427	1.377	4.7	10.8	35.0	500
Ⓞ EZY 0236X1180-F	RUSTY	0.236	0.476	1.180	6.0	12.1	30.0	250
Ⓞ EZY 0255X0910-F	RUSTY	0.255	0.495	0.910	6.5	12.6	23.1	250
Ⓞ EZY 0270X1200-F	RUSTY	0.270	0.560	1.200	6.9	14.2	30.5	250
Ⓞ EZY 0275X1180-F	RUSTY	0.275	0.515	1.180	7.0	13.1	30.0	250
Ⓞ EZY 0294X1330-F	RUSTY	0.294	0.534	1.330	7.5	13.6	33.8	250
Ⓞ EZY 0315X0974-F	RUSTY	0.315	0.555	0.974	8.0	14.1	24.7	250
Ⓞ EZY 0375X1421-F	RUSTY	0.375	0.615	1.421	9.5	15.6	36.1	250
Ⓞ EZY 0433X0950-F	RUSTY	0.433	0.673	0.950	11.0	17.1	24.1	250
Ⓞ EZY 0433X1180-F	RUSTY	0.433	0.673	1.180	11.0	17.1	30.0	250
Ⓞ EZY 0456X2000-F	RUSTY	0.456	0.732	2.000	11.6	18.6	50.8	250
Ⓞ EZY 0531X1180-F	RUSTY	0.531	0.771	1.180	13.5	19.6	30.0	100
Ⓞ EZY 0687X1180-F	RUSTY	0.687	0.977	1.180	17.4	24.8	30.0	100
Ⓞ EZY 0800X3230-F	RUSTY	0.800	1.108	3.230	20.3	28.1	82.0	50
EZY 0906X3500-F	RUSTY	0.906	1.146	3.500	23.0	29.1	88.9	50
EZY 0963X3000-F	RUSTY	0.963	1.203	3.000	24.5	30.6	76.2	50
EZY 1125X5000-F	RUSTY	1.125	1.365	5.000	28.6	34.7	127.0	50
EZY 1288X2500-F	RUSTY	1.288	1.528	2.500	32.7	38.8	63.5	50
EZY 2250X1920-F	RUSTY	2.250	2.490	1.920	57.2	63.2	48.8	25
Ⓞ EZY 2500X2420-F	RUSTY	2.500	2.740	2.420	63.5	69.6	61.5	25
EZY 2750X2670-F	RUSTY	2.750	2.990	2.670	69.9	75.9	67.8	25
EZY 3000X2920	CLEAR	3.000	3.240	2.920	76.2	82.3	74.2	25

Here's why you should use EPSI's EZY...

Cut here if venting is needed



Friction fit causes suction, making cap difficult to remove (cap may have to be cut off).



Oversized head and limited friction (grip-ring) make for quick masking & demasking.



866-ASK-EPSI (866-275-3774)
866-FAX-EPSI (866-329-3774)

15

Order online at
www.epsi.com

**YOU ASK IT.
WE MASK IT.®**

FSC Flat Silicone Caps

600°F (315°C)



- Reduces Creepage in Applications Where Temperatures Change Rapidly
- Flexible Enough to Conform to Irregular Geometry

- Flat Top Aids Insertion and Minimizes any Air Trap
- Flat Silicone Caps are Reusable, and Will Not Melt or Harden

TYPICAL INDUSTRIES USED


Powder Coating, E-Coating, Plating and Anodizing

TYPICAL APPLICATIONS

Used as a cap over threaded studs, dowels, and protrusions.

HELPFUL HINTS

- Alternate to many Silicone Cap (SC) sizes.
- When sizing parts as a cap, the ID of the cap should be 2 - 5% smaller than the stud diameter.



PRODUCT DESCRIPTION

Our Flat Silicone Cap (FSC) product line is an alternative to our Silicone Cap (SC) product line for capping applications. Their versatile nature allows them to fit over extrusions, threaded studs, PEMS and dowels. Our high temperature Silicone is specially formulated to ensure reusability and economy during masking.



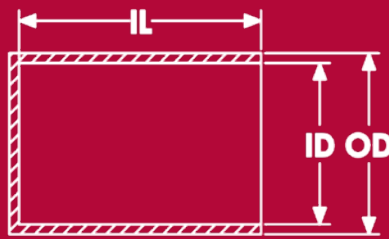
866-ASK-EPSI (866-275-3774)
866-FAX-EPSI (866-329-3774)

16

Order online at
www.epsi.com

**YOU ASK IT.
WE MASK IT.®**

FSC SERIES



PART NUMBER	COLOR	ID (in)	OD (in)	IL (in)	ID (mm)	OD (mm)	IL (mm)	PCS/BAG
FSC 0070X1000-F	RUSTY	0.070	0.190	1.000	1.8	4.8	25.4	1000
FSC 0100X1000-F	RUSTY	0.100	0.220	1.000	2.5	5.6	25.4	1000
FSC 0100X1120-C	CLEAR	0.100	0.220	1.120	2.5	5.6	28.4	1000
Ⓞ FSC 0120X0400-C	CLEAR	0.120	0.240	0.400	3.0	6.1	10.1	1000
Ⓞ FSC 0148X1000-F	RUSTY	0.148	0.268	1.000	3.8	6.8	25.4	1000
Ⓞ FSC 0175X1000-F	RUSTY	0.175	0.295	1.000	4.4	7.5	25.4	1000
Ⓞ FSC 0223X1500-F	RUSTY	0.223	0.343	1.500	5.7	8.7	38.1	1000
Ⓞ FSC 0355X1500-F	RUSTY	0.355	0.475	1.500	9.0	12.1	38.1	500
Ⓞ FSC 0375X1500-F	RUSTY	0.375	0.495	1.500	9.5	12.6	38.1	500
Ⓞ FSC 0456X1500-F	RUSTY	0.456	0.576	1.500	11.6	14.6	38.1	500
FSC 0515X0728-C	CLEAR	0.515	0.635	0.728	13.1	16.1	18.5	250
FSC 0535X1500-F	RUSTY	0.535	0.655	1.500	13.6	16.6	38.1	250
FSC 0600X1500-F	RUSTY	0.600	0.720	1.500	15.2	18.3	38.1	250
Ⓞ FSC 0640X2000-B	BLACK	0.640	0.760	2.000	16.3	19.3	50.8	250
Ⓞ FSC 0730X1500-F	RUSTY	0.730	0.850	1.500	18.5	21.6	38.1	250
Ⓞ FSC 0736X0728-C	CLEAR	0.736	0.856	0.728	18.7	21.7	18.5	250
Ⓞ FSC 0855X1500-F	RUSTY	0.855	0.975	1.500	21.7	24.8	38.1	250
FSC 0980X1500-F	RUSTY	0.980	1.100	1.500	24.9	27.9	38.1	250
FSC 1106X0905-C	CLEAR	1.106	1.226	0.905	28.1	31.1	23.0	250
FSC 1291X0905-C	CLEAR	1.291	1.449	0.905	32.8	36.8	23.0	100
FSC 1555X1102-C	CLEAR	1.555	1.675	1.102	39.5	42.5	28.0	100
FSC 1772X0670-R	RED	1.772	2.126	0.670	45.0	54.0	17.0	100
FSC 1850X1102-C	CLEAR	1.850	1.970	1.102	47.0	50.0	28.0	100

Ⓞ The EPSI Guarantee means that this part is locally stocked and immediately available when you need it.



866-ASK-EPSI (866-275-3774)
866-FAX-EPSI (866-329-3774)

Order online at
www.epsi.com



Washer Caps

600°F (315°C)



AVAILABLE
IN
CUSTOM
COLORS!


- Can Be Used as Both a Cap and Plug
- Washer Feature Creates a Grounding Area Around Holes and Studs
- Flexible Enough to Conform to Irregular Geometry
- Washer Feature Creates Area Free from Powder for Assembly Purposes

TYPICAL INDUSTRIES USED

Powder Coating, E-Coating, Plating and Anodizing

TYPICAL APPLICATIONS

Used as a cap over threaded studs, dowels, and protrusions. Used as a plug for tapped holes, irregular contours and threaded holes. The washer feature creates a grounding area around holes and studs.



PRODUCT DESCRIPTION

Our Washer Cap (WC) product line is the clear choice when masking off holes or studs and a surrounding surface for grounding. Their versatile nature allow them to fit over extrusions, threaded studs, PEMS and dowels, as well as be used as a plug for tapped holes, irregular contours and threaded holes. Our high temperature silicone is specially formulated to ensure stability at elevated temperatures.

HELPFUL HINTS

- For other washer diameters, EPSI can die-cut a silicone foam donut shaped washer, or donut tape die-cut to be used under the cap.
- SC-series caps can be nested inside the washer cap to create smaller ID's.



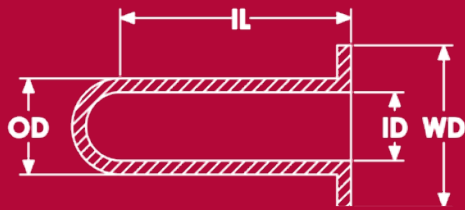
866-ASK-EPSI (866-275-3774)
866-FAX-EPSI (866-329-3774)

18

Order online at
www.epsi.com

**YOU ASK IT.
WE MASK IT.®**

WC SERIES



PART NUMBER	COLOR	ID (in)	OD (in)	IL (in)	WD (in)	ID (mm)	OD (mm)	IL (mm)	WD (mm)	PCS/BAG
WC 0106X0472-G	GREEN	0.106	0.246	1.000	0.472	2.7	6.2	25.4	12.0	500
WC 0125X0500	CLEAR	0.125	0.265	1.000	0.500	3.2	6.7	25.4	12.7	500
WC 0140X0500	CLEAR	0.140	0.320	1.000	0.500	3.6	8.1	25.4	12.7	500
WC 0146X0472-N	PINK	0.146	0.266	1.000	0.472	3.7	6.8	25.4	12.0	500
WC 0156X0500	CLEAR	0.156	0.316	1.000	0.500	4.0	8.0	25.4	12.7	500
WC 0172X0500	CLEAR	0.172	0.372	1.000	0.500	4.4	9.4	25.4	12.7	500
WC 0180X0600-G	GREEN	0.180	0.320	1.000	0.600	4.6	8.1	25.4	15.2	500
WC 0220X0590-R	RED	0.220	0.360	1.000	0.590	5.6	9.1	25.4	15.0	500
WC 0220X0787	CLEAR	0.220	0.340	1.000	0.787	5.6	8.6	25.4	20.0	500
WC 0240X0500-F	RUSTY	0.240	0.360	1.000	0.500	6.1	9.1	25.4	12.7	250
WC 0295X0700-B	BLACK	0.295	0.435	1.000	0.700	7.5	11.0	25.4	17.8	250
WC 0300X0675	CLEAR	0.300	0.420	1.000	0.675	7.6	10.7	25.4	17.1	250
WC 0354X0787-N	PINK	0.354	0.474	1.000	0.787	9.0	12.0	25.4	20.0	250
WC 0375X0825-L	YELLOW	0.375	0.495	1.000	0.825	9.5	12.6	25.4	21.0	250
WC 0453X0984	CLEAR	0.453	0.653	1.500	0.984	11.5	16.6	38.1	25.0	250
WC 0460X0700	CLEAR	0.460	0.580	1.000	0.700	11.7	14.7	25.4	17.8	250
WC 0500X1000	CLEAR	0.500	0.620	1.000	1.000	12.7	15.7	25.4	25.4	250
WC 0615X1180-F	RUSTY	0.615	0.800	1.500	1.180	15.6	20.3	38.1	30.0	250
WC 0780X1475-Y	GREY	0.780	0.980	1.500	1.475	19.8	24.9	38.1	37.4	250

Ⓞ The EPSI Guarantee means that this part is locally stocked and immediately available when you need it.



866-ASK-EPSI (866-275-3774)
866-FAX-EPSI (866-329-3774)

Order online at
www.epsi.com



CON Caps

600°F (315°C)



- Conical Profile Allows for Easy Insertion as a Plug
- Washer Feature Creates a Grounding Area Around Holes and Studs
- Will Fit Multiple Diameter Threads When Used as a Cap
- Flexible Enough to Conform to Irregular Geometry, Great For Square Holes
- Silicone Cone Caps are Reusable, and Will Not Melt or Harden

TYPICAL INDUSTRIES USED

Powder Coating, E-Coating, Plating and Anodizing

TYPICAL APPLICATIONS

Used as a cap over threaded studs, dowels, and protrusions. Used as a plug for tapped holes, irregular contours and threaded holes.



HELPFUL HINTS

- Versatile enough to be used as caps, stoppers, plug in any variety of applications.
- When sizing parts as a cap, the ID of the cap should be 2 - 5% smaller than the stud diameter.

- To ensure easy removal, select a cap length that is at least 1/4" longer than the masking length of the stud. This is especially important if the cap ID is less than 5% of the stud diameter.

PRODUCT DESCRIPTION

Our Cone Cap (CON) product line is an alternative to our Washer Cap (WC) product line when masking off holes or studs and a surrounding surface for grounding. Their versatile nature allow them to fit over extrusions, threaded studs, PEMS and dowels, as well as be used as a plug for tapped holes, irregular contours and threaded holes. Our high temperature silicone is specially formulated to ensure stability at elevated temperatures, to ensure reliable masking with every part.



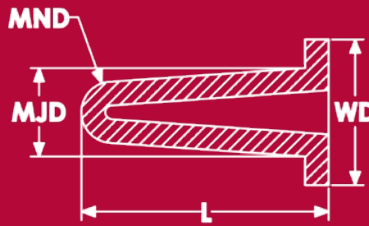
866-ASK-EPSI (866-275-3774)
866-FAX-EPSI (866-329-3774)

20

Order online at
www.epsi.com

**YOU ASK IT.
WE MASK IT.®**

Silicone CONS CAPS



PART NUMBER	COLOR	MJD (in)	MND (in)	WD (in)	L (in)	L (mm)	MJD (mm)	MND (mm)	WD (mm)	PCS/BAG
Ⓞ CONS 00613-C	CLEAR	0.250	0.071	0.500	0.906	23.0	6.4	1.8	12.7	500
Ⓞ CONS 00813-F	RUSTY	0.316	0.099	0.500	1.000	25.4	8.0	2.5	12.7	500
Ⓞ CONS 00916-L	YELLOW	0.335	0.111	0.625	1.000	25.4	8.5	2.8	15.9	500
Ⓞ CONS 01017-Z	BROWN	0.394	0.137	0.650	1.102	28.0	10.0	3.5	16.5	500
Ⓞ CONS 01116-C	CLEAR	0.400	0.139	0.635	1.100	27.9	10.2	3.5	16.1	250
Ⓞ CONS 01419-B	BLACK	0.551	0.199	0.750	1.417	36.0	14.0	5.1	19.1	250
Ⓞ CONS 01725-G	GREEN	0.689	0.266	0.980	1.500	38.1	17.5	6.8	24.9	250
Ⓞ CONS 02028-U	BLUE	0.767	0.270	1.100	2.009	51.0	19.5	6.9	27.9	100
Ⓞ CONS 02125-R	RED	0.819	0.304	1.000	1.929	49.0	20.8	7.7	25.4	100
Ⓞ CONS 02231-P	PURPLE	0.866	0.317	1.220	2.087	53.0	22.0	8.1	31.0	100

Combined CONS & CONE Starter Kit Available.
See page 120



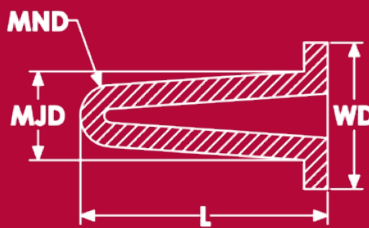
■ 475°F (250°C)

■ EPSI's (CONE) EPDM CONE Cap product line is an economical alternative to the (CONS) Silicone CON Cap line.

■ Suitable for low temp powder coating, plating and anodizing.

■ Made of a rugged blend of our high temperature EPDM, these caps have excellent sealing characteristics, chemical resistance and reusability.

EPDM CONE CAPS



PART NUMBER	COLOR	MJD (in)	MND (in)	WD (in)	L (in)	L (mm)	MJD (mm)	MND (mm)	WD (mm)	PCS/BAG
CONE 00613-B	BLACK	0.250	0.071	0.500	0.906	23.0	6.3	1.8	12.7	500
CONE 00813-B	BLACK	0.316	0.099	0.500	1.000	25.4	8.0	2.5	12.7	500
CONE 00916-B	BLACK	0.335	0.111	0.625	1.000	25.4	8.5	2.8	15.9	500
CONE 01017-B	BLACK	0.394	0.137	0.650	1.102	28.0	10.0	3.5	16.5	500
CONE 01116-B	BLACK	0.400	0.139	0.635	1.100	27.9	10.1	3.5	16.1	250
CONE 01419-B	BLACK	0.551	0.199	0.750	1.417	36.0	14.0	5.1	19.1	250
CONE 01725-B	BLACK	0.689	0.266	0.980	1.500	38.1	17.5	6.6	24.9	250
CONE 02028-B	BLACK	0.767	0.270	1.100	2.009	51.0	19.5	6.9	27.9	100
CONE 02125-B	BLACK	0.819	0.304	1.000	1.929	49.0	20.8	7.7	25.4	100
CONE 02231-B	BLACK	0.866	0.317	1.220	2.087	53.0	22.0	8.1	31.0	100

Ⓞ The EPSI Guarantee means that this part is locally stocked and immediately available when you need it.




866-ASK-EPSI (866-275-3774)
866-FAX-EPSI (866-329-3774)



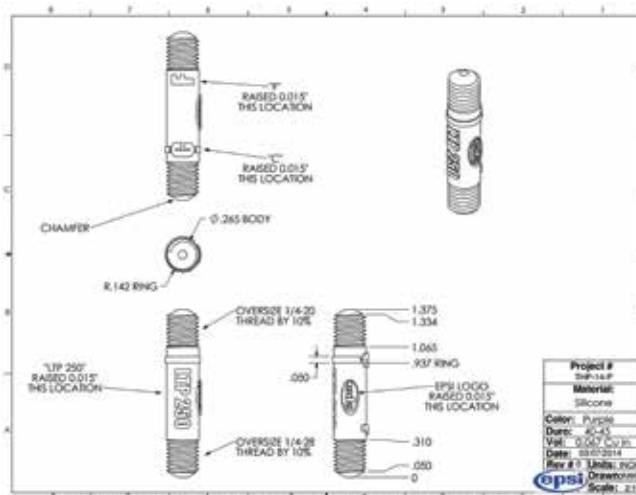
Liqui-Tite™ Seals for Threaded Holes

NEW



- **Innovative: The Best Way to Seal Threaded Holes**
- **Self Sealing: Spiral Threads Lock Out Liquids**
- **Fast and Easy: Just Push and Twist!**
- **Versatile: Coarse and Fine Threads on One Piece**
- **Durable: High-Durometer Silicone takes Repeated Uses at High Temp**
- **Perfect Fit: Designed by Our Experienced Engineering Team**

The EPSI Guarantee means that we listen when you tell us about the masking you do. We heard you say that regular silicone plugs just don't seal out liquids well enough for plating, anodizing, and e-coating, so we created the new EPSI Liqui-Tite™ Plug with spiral threads, perfectly matched to the holes you're masking. We designed a full range of the most common sizes, with coarse and fine threads on each piece for maximum versatility. Just press the plug straight into a threaded hole, give it a half-twist to seat it, and you're ready to paint, plate, or powder coat with confidence.



Call and ask for pricing today, or visit our ecommerce website at www.epsi.com

PART NUMBER	COLOR	THREAD SIZE (Coarse End)	THREAD SIZE (Fine End)	PL (in)	OL (in)	PD (in)	PL (mm)	OL (mm)	PD (mm)	PCS/BAG
Ⓞ LTP-138-SC	CLEAR	#6-32	#6-32	0.327	1.375	0.153	8.3	34.9	3.9	1000
Ⓞ LTP-164-SC	CLEAR	#8-32	#8-36	0.327	1.375	0.179	8.3	34.9	4.5	1000
Ⓞ LTP-190-SC	CLEAR	#10-24	#10-32	0.327	1.375	0.205	8.3	34.9	5.2	1000
Ⓞ LTP-250-SC	CLEAR	1/4-20	1/4-28	0.327	1.375	0.265	8.3	34.9	6.7	1000
Ⓞ LTP-313-SC	CLEAR	5/16-18	5/16-24	0.327	1.375	0.328	8.3	34.9	8.3	1000
Ⓞ LTP-375-SC	CLEAR	3/8-16	3/8-24	0.327	1.375	0.390	8.3	34.9	9.9	500
Ⓞ LTP-500-SC	CLEAR	1/2-13	1/2-20	0.327	1.375	0.515	8.3	34.9	13.1	500
Ⓞ LTP-M06-SC	CLEAR	M6x1	M6X0.75	0.327	1.375	0.251	8.3	34.9	6.4	1000
Ⓞ LTP-M08-SC	CLEAR	M8X1.25	M8X0.75	0.327	1.375	0.330	8.3	34.9	8.4	1000
Ⓞ LTP-M10-SC	CLEAR	M10X1.5	M10X1.25	0.327	1.375	0.409	8.3	34.9	10.4	500
Ⓞ LTP-M12-SC	CLEAR	M12X1.5	M12X1.25	0.327	1.375	0.487	8.3	34.9	12.4	500

Ⓞ The EPSI Guarantee means that this part is locally stocked and immediately available when you need it.



866-ASK-EPSI (866-275-3774)
866-FAX-EPSI (866-329-3774)

VIP Vented Insertion Plugs

600°F (315°C)

HOT



- Masking Large Machined Bores
- Drainage Holes Suitable for Immersion Coating
- Reinforced Tip for Insertion with Tool
- Inexpensive Alternative to Stoppers and Pull-Plugs

TYPICAL INDUSTRIES USED

Powder Coating, E-Coating, Plating and Anodizing

TYPICAL APPLICATIONS

- Large diameter and longer length bores in E-coating and Plating applications. Completely eliminates blow-out, while allowing for draining of liquids.

PRODUCT DESCRIPTION

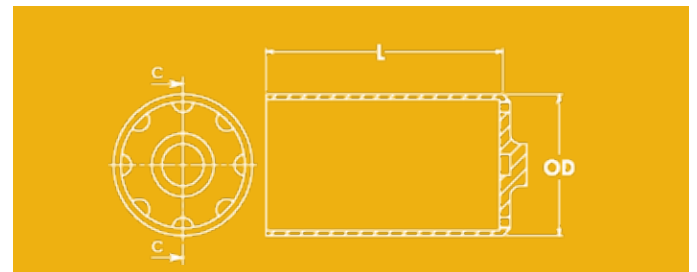
EPSI's Vented Insertion Plugs (VIP) quickly and inexpensively mask large diameter and deep through bores. By using a dowel or rod, the VIP can be easily inserted through a cavity to create a liquid tight seal. A reinforced tip prevents that prevents the dowel from tearing the plug. Specially designed for all types of immersion coatings, a series of drainage holes prevents

carry over of liquids from tank to tank. The hollow design serves to prevent blow off due to trapped air, and overall cost is reduced as compared with traditional solid plugs.

HELPFUL HINTS

- When plugging a hole, make sure that the outside diameter of the plug is at least 10% larger than the diameter of the hole being plugged.
- When inserting, use a dowel or rod inserted into the tip of the plug to push the VIP through the bore.
- Can be used across forked connectors to plug two holes at once.

VIP SERIES



PART NUMBER	COLOR	OD (in)	L (in)	OD (mm)	L (mm)	PCS/BAG
VIP 027070-Y	GRAY	1.047	2.756	26.6	70.0	25
VIP 033090-L	YELLOW	1.295	3.543	32.9	90.0	25
VIP 035090-L	YELLOW	1.378	3.543	35.0	90.0	25
VIP 046078-L	YELLOW	1.811	3.087	46.0	78.4	25
VIP 046114-L	YELLOW	1.811	4.500	46.0	114.3	25
VIP 054051-L	YELLOW	2.150	2.500	54.6	63.5	25
VIP 059038-L	YELLOW	2.311	1.500	58.7	38.1	25
VIP 060210-L	YELLOW	2.362	8.268	60.0	210.0	10
VIP 085145-L	YELLOW	3.346	5.709	85.0	145.0	10
VIP 085160-L	YELLOW	3.346	6.299	85.0	160.0	10
VIP 093185-L	YELLOW	3.661	7.283	93.0	185.0	10

■ Current pricing and additional sizes available at www.epsi.com



866-ASK-EPSI (866-275-3774)
866-FAX-EPSI (866-329-3774)

23

Order online at
www.epsi.com

**YOU ASK IT.
WE MASK IT.®**

TPP

Triple Push Plug

600°F (315°C)



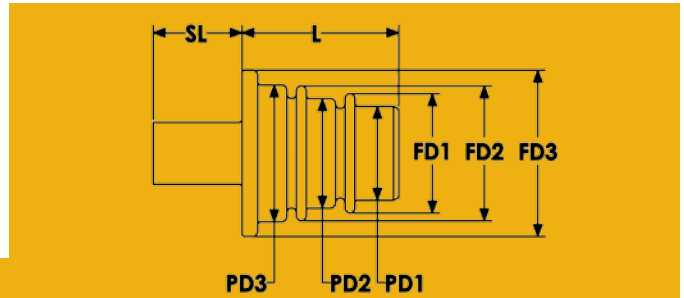
AVAILABLE
IN
CUSTOM
COLORS!

HOT

PRODUCT DESCRIPTION

One TPP will mask three threaded holes, provide better chamfered lead coverage and be easier to apply uniformly than the FLPS. Furthermore, since one TPP masks three threaded holes, this will translate into cost savings for you, as you only have to purchase one plug as opposed to three. Alternative to FLPS and BTM.

TRIPLE PUSH PLUG



PART NUMBER	COLOR	FD1 (in)	FD2 (en)	FD2 (in)	FD3 (in)	PD1 (in)	PD2 (in)	PD3 (en)	PD3 (in)	L (in)	SL (in)	FD1 (mm)	FD2 (mm)	FD3 (mm)	L (mm)	PD1 (mm)	PD2 (mm)	PD3 (mm)	SL (mm)	PCS/BAG
TPP 0375X0500	GREEN	0.425	0.488	0.488	0.550	0.318	0.438	0.438	0.438	0.805	0.456	10.795	12.395	13.97	20.447	8.077	11.125	11.125	11.582	100
TPP 0563X0750	YELLOW	0.613	0.675	0.675	0.800	0.490	0.537	0.662	0.662	0.835	0.456	15.570	17.145	20.32	21.209	12.446	13.640	16.815	11.582	100



To apply TPP's, simply push and twist in threaded hole.

SMS Silicone Masking Stopper

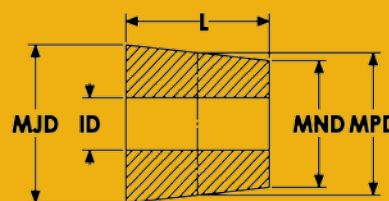
600°F (315°C)



HOT

PRODUCT DESCRIPTION

- Secures masking affected by pressure buildup.
- Eliminates "pop-out" and rejected parts.
- Allows a "mix & match" of sizes for specific needs
- Easily combines with custom-designed parts for one or both ends.
- Provides multiple combinations for "solutions" on "the fly."

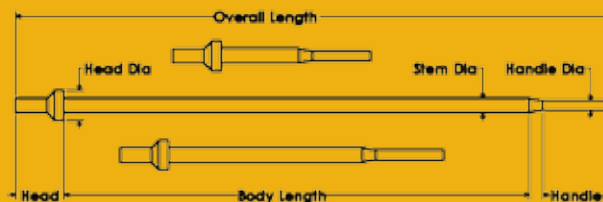


SILICONE MASKING STOPPER

PART NUMBER	COLOR	ID (in)	MJD (in)	MND (in)	MPD (in)	L (in)	ID (mm)	L (mm)	MJD (mm)	MND (mm)	MPD (mm)	PCS/BAG
Ⓞ SMS 0750	CLEAR	0.350	0.855	0.645	0.750	1.000	8.9	25.4	21.7	16.4	19.1	100
Ⓞ SMS 1050	CLEAR	0.350	1.155	0.945	1.050	1.000	8.9	25.4	29.3	24.0	26.7	100
Ⓞ SMS 1250	CLEAR	0.350	1.355	1.140	1.248	1.000	8.9	25.4	34.4	29.0	31.7	100
Ⓞ SMS 1350	CLEAR	0.350	1.455	1.245	1.350	1.000	8.9	25.4	37.0	31.6	34.3	100
Ⓞ SMS 1550	CLEAR	0.350	1.655	1.445	1.550	1.000	8.9	25.4	42.0	36.7	39.4	100
Ⓞ SMS 2050	CLEAR	0.350	2.155	1.945	2.050	1.000	8.9	25.4	54.7	49.4	52.1	50
Ⓞ SMS 2150	CLEAR	0.350	2.255	2.045	2.150	1.000	8.9	25.4	57.3	51.9	54.6	50
Ⓞ SMS 2550	CLEAR	0.350	2.655	2.445	2.550	1.000	8.9	25.4	67.4	62.1	64.8	50
Ⓞ SMS 3050	CLEAR	0.350	3.155	2.945	3.050	1.000	8.9	25.4	80.1	74.8	77.5	50
Ⓞ SMS 3550	CLEAR	0.350	3.655	3.445	3.550	1.000	8.9	25.4	92.8	87.5	90.2	50



SILICONE MASKING STEM (TOMS STYLE STEM TSS)



PART NUMBER	COLOR	ID (in)	MJD (in)	MND (in)	PCS/BAG
Ⓞ E 10453-B	YELLOW	0.375	5.000	0.750	
Ⓞ E 12282-SO	ORANGE	0.380	2.000	0.750	
Ⓞ E 12571-SG	GREEN	0.375	12.000	0.750	

Ⓞ The EPSI Guarantee means that this part is locally stocked and immediately available when you need it.
 ■ Available in Other Colors as a Custom Order



866-ASK-EPSI (866-275-3774)
 866-FAX-EPSI (866-329-3774)

25

Order online at
www.epsi.com

**YOU ASK IT.
 WE MASK IT.®**

C-BTM

Caterpillar Blind-Hole Thread Mask-Plug

600°F (315°C)

NEW

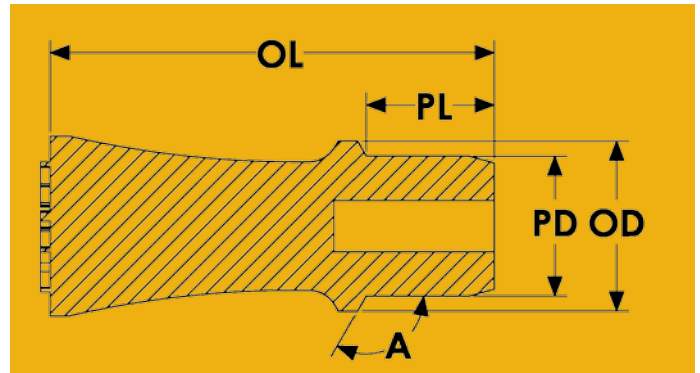


■ Maximum Temperature: 600°F

■ Removes Cleanly After Use with No Shrinkage

PRODUCT DESCRIPTION

Our Blind-Hole Threaded Mask (BTM) product line is the answer to the common problem of masking off blind threaded holes. The BTM product line has several features engineered into their design to ensure complete sealing of threads.



Part Number	COLOR	ID (in)	OD (in)	OL (in)	PD (in)	A	PL (in)	ID (mm)	OD (mm)	OL (mm)	PD (mm)	PL (mm)	PCS/BAG
Ⓞ C-BTM M06	BLUE	0.080	0.265	0.693	0.218	120°	0.200	2.0	6.7	17.6	5.5	5.1	500
Ⓞ C-BTM M08	RED	0.135	0.360	0.860	0.292	120°	0.270	3.4	9.1	21.8	7.4	6.9	500
Ⓞ C-BTM M10	GREEN	0.213	0.480	0.860	0.358	120°	0.235	5.4	12.2	21.8	9.1	6.0	250
Ⓞ C-BTM M12	YELLOW	0.215	0.540	0.860	0.435	120°	0.240	5.5	13.7	21.8	11.0	6.1	250
Ⓞ C-BTM M16	ORANGE	0.350	0.700	1.091	0.590	120°	0.370	8.9	17.8	27.7	15.0	9.4	100

Ⓞ The EPSI Guarantee means that this part is locally stocked and immediately available when you need it.

■ Current pricing and additional sizes available at www.epsi.com



866-ASK-EPSI (866-275-3774)
866-FAX-EPSI (866-329-3774)

26

Order online at
www.epsi.com

**YOU ASK IT.
WE MASK IT.®**

C-DWP™ Caterpillar Double Washer Pull Plug

NEW

600°F (315°C)



■ **Maximum Temperature: 600°F**

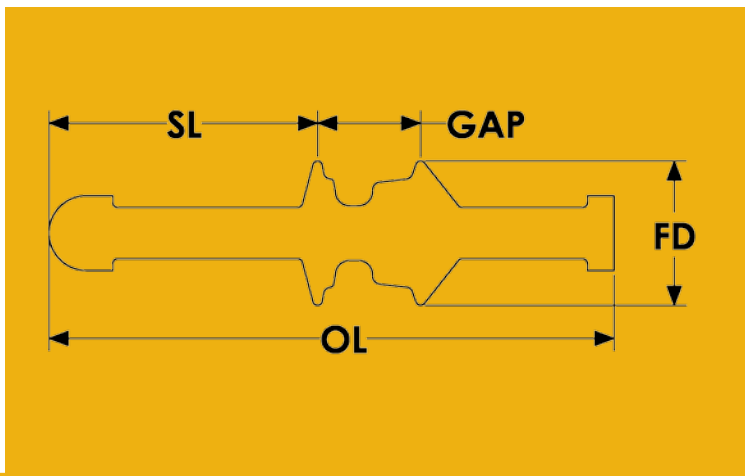
■ **Removes Cleanly After Use with No Shrinkage**

PRODUCT DESCRIPTION

The C-DWP™ should be used where it is necessary to protect both an entry and exit hole and its surrounding washer area. The pull tabs allow for the plug to be easily pulled through for secure placement. This product line was designed with Caterpillar requirements in mind and is color coded for quick identification.

HELPFUL HINTS

- When plugging a hole, make sure that the plug diameter is larger than the diameter of the hole being plugged by at least 5%.



	Part Number	ALTERNATE STOCK PART #	COLOR	FD (in)	OL (in)	GAP (in)	SL (in)	FD (mm)	OL (mm)	GAP (mm)	SL (mm)	PCS/BAG
Ⓞ	C-DWP M06 BLUE w/RED TIP	DWP 0187-0230-SUR	BLUE W/ RED TIP	0.243	1.239	0.175	0.574	6.2	31.5	4.4	14.6	1000
Ⓞ	C-DWP M08 RED w/BLUETIP	DWP 0274-0285-SRU	RED W/ BLUETIP	0.323	1.500	0.242	0.668	8.2	38.1	6.1	17.0	1000
Ⓞ	C-DWP M10 GREEN w/YELLOW TIP	DWP 0337-0322-SGL	GREEN W/YELLOW TIP	0.410	1.643	0.322	0.717	10.4	41.7	8.2	18.2	500
Ⓞ	C-DWP M12 YELLOW w/BLUETIP	DWP 0414-0400-SLU	YELLOW W/ BLUETIP	0.503	1.870	0.377	0.820	12.8	47.5	9.6	20.8	500
Ⓞ	C-DWP M16 ORANGE w/GREENTIP	DWP 0560-0460-SOG	ORANGE W/ GREEN TIP	0.658	2.282	0.495	1.057	16.7	58.0	12.6	26.8	250

Ⓞ **The EPSI Guarantee means that this part is locally stocked and immediately available when you need it.**

■ **Current pricing and additional sizes available at www.epsi.com**



866-ASK-EPSI (866-275-3774)
866-FAX-EPSI (866-329-3774)

27

Order online at www.epsi.com

**YOU ASK IT.
WE MASK IT.®**

STS Silicone Tapered Stoppers

600°F (315°C)



■ Tapered Design to Fit a Variety of Hole Diameters

■ Compressible for Better Sealing of Both Threaded and Non-Threaded Holes

TYPICAL INDUSTRIES USED

Powder Coating, E-Coating, Plating and Anodizing

TYPICAL APPLICATIONS

Used as a plug in both threaded and non-threaded holes and in combination with hardware to seal off large cavities.

HELPFUL HINTS

- Make sure that the major diameter of the plug is at least 15% larger than the hole diameter.
- The minor diameter should be at least 15% smaller than the hole diameter.



- When masking off both the front and back of a cavity, it is possible to combine two (STS) with hardware to create a liquid tight mask that resists blow-out. Call for details.

- Silicone Tapered Stoppers are not recommended for exposure to aggressive chemicals or hydrocarbons.

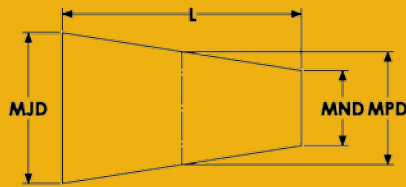
PRODUCT DESCRIPTION

Our Silicone Tapered Stopper (STS) product line is an industry standard for general plugging applications. With many sizes available, holes from 0.020" to 4.710" in diameter can easily be plugged. Our high temperature silicone is specially formulated to ensure reusability and reliability during masking.

Starter Kit Available.
See page 120



STS SERIES



PART NUMBER	ALTERNATE STOCK PART #	COLOR	MJD (in)	MND (in)	MPD (in)	L (in)	L (mm)	MJD (mm)	MND (mm)	MPD (mm)	PCS/BAG
Ⓞ STS 0062-B	STS 0062X0625-B	BLACK	0.062	0.016	0.039	0.625	15.9	1.6	0.4	1.0	1000
Ⓞ STS 0078X1000-U		BLUE	0.078	0.020	0.049	1.000	25.4	2.0	0.5	1.2	1000
Ⓞ STS 0100X0625-L		YELLOW	0.100	0.031	0.066	0.625	15.9	2.5	0.8	1.7	1000
Ⓞ STS 0100X1000-L		YELLOW	0.100	0.031	0.066	1.000	25.4	2.5	0.8	1.7	1000
Ⓞ STS 0125-N	STS 0125X0625-N	PINK	0.125	0.062	0.094	0.625	15.9	3.2	1.6	2.4	1000
Ⓞ STS 0177X0591-P		PURPLE	0.177	0.060	0.119	0.591	15.0	4.5	1.5	3.0	1000
Ⓞ STS 0187X0394		CLEAR	0.187	0.109	0.148	0.394	10.0	4.7	2.8	3.8	1000
Ⓞ STS 0187X0625-W		WHITE	0.187	0.062	0.125	0.625	15.9	4.7	1.6	3.2	1000
Ⓞ STS 0187X0750-F		RUSTY	0.187	0.062	0.125	0.750	19.1	4.7	1.6	3.2	1000
Ⓞ STS 0188X2200-Y		GRAY	0.188	0.047	0.118	2.200	55.9	4.8	1.2	3.0	1000
Ⓞ STS 0197-G	STS 0197X1100-G	GREEN	0.197	0.049	0.123	1.100	27.9	5.0	1.2	3.1	1000
Ⓞ STS 0200-U	STS 0200X0750-U	BLUE	0.200	0.062	0.131	0.750	19.1	5.1	1.6	3.3	1000
Ⓞ STS 0216-N	STS 0216X1500-N	PINK	0.216	0.047	0.132	1.500	38.1	5.5	1.2	3.3	1000
Ⓞ STS 0250X0750-G		GREEN	0.250	0.125	0.188	0.750	19.1	6.4	3.2	4.8	1000
Ⓞ STS 0250X1000-F		RUSTY	0.250	0.125	0.188	1.000	25.4	6.4	3.2	4.8	1000
Ⓞ STS 0276X0787-L		YELLOW	0.276	0.118	0.197	0.787	20.0	7.0	3.0	5.0	1000
Ⓞ STS 0315X0787-R		RED	0.315	0.157	0.236	0.787	20.0	8.0	4.0	6.0	1000
Ⓞ STS 0343X0625-U		BLUE	0.343	0.187	0.265	0.625	15.9	8.7	4.7	6.7	1000
Ⓞ STS 0343X1000-F		RUSTY	0.343	0.187	0.265	1.000	25.4	8.7	4.7	6.7	1000
Ⓞ STS 0354X0984-I		IVORY	0.354	0.177	0.266	0.984	25.0	9.0	4.5	6.7	1000
Ⓞ STS 0375X0500-L		YELLOW	0.375	0.250	0.313	0.500	12.7	9.5	6.4	7.9	500
Ⓞ STS 0375X0750-L		YELLOW	0.375	0.250	0.313	0.750	19.1	9.5	6.4	7.9	500
Ⓞ STS 0375X1250-L		YELLOW	0.375	0.125	0.250	1.250	31.8	9.5	3.2	6.4	500
Ⓞ STS 0393-U	STS 0393X0787-U	BLUE	0.393	0.236	0.315	0.787	20.0	10.0	6.0	8.0	500
Ⓞ STS 0394-W	STS 0394X1890-W	WHITE	0.394	0.197	0.296	1.890	48.0	10.0	5.0	7.5	500
Ⓞ STS 0433X1063-G		GREEN	0.433	0.315	0.374	1.063	27.0	11.0	8.0	9.5	500
Ⓞ STS 0437-F	STS 0437X1000-F	RUSTY	0.437	0.250	0.344	1.000	25.4	11.1	6.4	8.7	500
Ⓞ STS 0438-B	STS 0438X0688-B	BLACK	0.438	0.344	0.391	0.688	17.5	11.1	8.7	9.9	500
Ⓞ STS 0472-R	STS 0472X0748-R	RED	0.472	0.354	0.413	0.748	19.0	12.0	9.0	10.5	500
Ⓞ STS 0473X0787-Y		GRAY	0.473	0.312	0.393	0.787	20.0	12.0	7.9	10.0	500
Ⓞ STS 0487	STS 0487X0748-C	CLEAR	0.487	0.354	0.421	0.748	19.0	12.4	9.0	10.7	500
Ⓞ STS 0500X0813-Z		BROWN	0.500	0.313	0.407	0.813	20.7	12.7	8.0	10.3	250
Ⓞ STS 0500X1000-Z		BROWN	0.500	0.312	0.406	1.000	25.4	12.7	7.9	10.3	250
Ⓞ STS 0500X2000-Z		BROWN	0.500	0.125	0.313	2.000	50.8	12.7	3.2	7.9	250
Ⓞ STS 0512X0984-B		BLACK	0.512	0.354	0.433	0.984	25.0	13.0	9.0	11.0	250
Ⓞ STS 0562-F	STS 0562X1125-F	RUSTY	0.562	0.313	0.438	1.125	28.6	14.3	8.0	11.1	250
Ⓞ STS 0563-U	STS 0563X1000-U	BLUE	0.563	0.375	0.469	1.000	25.4	14.3	9.5	11.9	250
Ⓞ STS 0590-P	STS 0590X1000-P	PURPLE	0.590	0.393	0.492	1.000	25.4	15.0	10.0	12.5	250
Ⓞ STS 0591-Z	STS 0591X0787-Z	BROWN	0.591	0.433	0.512	0.787	20.0	15.0	11.0	13.0	250
Ⓞ STS 0625-G	STS 0625X0813-G	GREEN	0.625	0.437	0.531	0.813	20.7	15.9	11.1	13.5	250

Ⓞ The EPSI Guarantee means that this part is locally stocked and immediately available when you need it.

■ Current pricing and additional sizes available at www.epsi.com

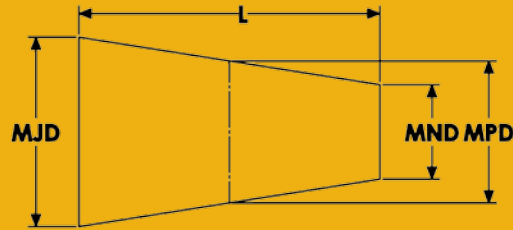


866-ASK-EPSI (866-275-3774)
866-FAX-EPSI (866-329-3774)

Order online at
www.epsi.com



STS SERIES



PART NUMBER	ALTERNATE STOCK PART #	COLOR	MJD (in)	MND (in)	MPD (in)	L (in)	L (mm)	MJD (mm)	MND (mm)	MPD (mm)	PCS/BAG
Ⓞ STS 0656	STS 0656X1000-C	CLEAR	0.656	0.500	0.578	1.000	25.4	16.7	12.7	14.7	250
Ⓞ STS 0669-R	STS 0669X1000-R	RED	0.669	0.510	0.590	1.000	25.4	17.0	13.0	15.0	250
Ⓞ STS 0687	STS 0687X1000-C	CLEAR	0.687	0.437	0.562	1.000	25.4	17.4	11.1	14.3	250
Ⓞ STS 0709X0787		CLEAR	0.709	0.551	0.630	0.787	20.0	18.0	14.0	16.0	250
Ⓞ STS 0748-B	STS 0748X1000-B	BLACK	0.748	0.550	0.649	1.000	25.4	19.0	14.0	16.5	250
Ⓞ STS 0787-R	STS 0787X1000-R	RED	0.787	0.630	0.709	1.000	25.4	20.0	16.0	18.0	100
Ⓞ STS 0812	STS 0812X1000-C	CLEAR	0.812	0.625	0.719	1.000	25.4	20.6	15.9	18.2	100
Ⓞ STS 0827X0984-R		RED	0.827	0.630	0.729	0.984	25.0	21.0	16.0	18.5	100
Ⓞ STS 0925	STS 0925X1000-C	CLEAR	0.925		0.838	1.000	25.4	23.5	19.1	21.3	100
Ⓞ STS 0938-L	STS 0938X1000-L	YELLOW	0.938	0.708	0.823	1.000	25.4	23.8	18.0	20.9	100
Ⓞ STS 0945-B	STS 0945X0750-B	BLACK	0.945	0.756	0.851	0.750	19.1	24.0	19.2	21.6	100
Ⓞ STS 0946	STS 0946X1181-C	CLEAR	0.946	0.709	0.828	1.181	30.0	24.0	18.0	21.0	100
Ⓞ STS 0984X0885		CLEAR	0.984	0.787	0.886	0.885	22.5	25.0	20.0	22.5	100
Ⓞ STS 0990	STS 0990X0795-C	CLEAR	0.990	0.880	0.935	0.795	20.2	25.1	22.4	23.7	100
Ⓞ STS 1024	STS 1024X1000-C	CLEAR	1.024	0.787	0.906	1.000	25.4	26.0	20.0	23.0	100
Ⓞ STS 1062X0984		CLEAR	1.062	0.866	0.964	0.984	25.0	27.0	22.0	24.5	100
Ⓞ STS 1063	STS 1063X1000-C	CLEAR	1.063	0.905	0.984	1.000	25.4	27.0	23.0	25.0	100
Ⓞ STS 1102X1000		CLEAR	1.102	0.945	1.024	1.000	25.4	28.0	24.0	26.0	100
Ⓞ STS 1102X2000		CLEAR	1.102	0.750	0.926	2.000	50.8	28.0	19.1	23.5	100
Ⓞ STS 1220X1181		CLEAR	1.220	0.984	1.102	1.181	30.0	31.0	25.0	28.0	100
Ⓞ STS 1260	STS 1260X1000-C	CLEAR	1.260	1.024	1.142	1.000	25.4	32.0	26.0	29.0	100
Ⓞ STS 1325X0835		CLEAR	1.325	1.140	1.233	0.835	21.2	33.7	29.0	31.3	100
Ⓞ STS 1338	STS 1338X1000-C	CLEAR	1.338	1.063	1.201	1.000	25.4	34.0	27.0	30.5	100
Ⓞ STS 1375	STS 1375X1000-C	CLEAR	1.375	1.180	1.278	1.000	25.4	34.9	30.0	32.4	100
Ⓞ STS 1456	STS 1456X1000-C	CLEAR	1.456	1.180	1.318	1.000	25.4	37.0	30.0	33.5	100
Ⓞ STS 1535	STS 1535X1000-C	CLEAR	1.535	1.220	1.378	1.000	25.4	39.0	31.0	35.0	50
Ⓞ STS 1614	STS 1614X1000-C	CLEAR	1.614	1.300	1.457	1.000	25.4	41.0	33.0	37.0	50
Ⓞ STS 1693	STS 1693X1000-C	CLEAR	1.693	1.417	1.555	1.000	25.4	43.0	36.0	39.5	50
Ⓞ STS 1732X1575		CLEAR	1.732	1.417	1.575	1.575	40.0	44.0	36.0	40.0	50
Ⓞ STS 1772	STS 1772X1000-C	CLEAR	1.772	1.457	1.615	1.000	25.4	45.0	37.0	41.0	50
Ⓞ STS 1810	STS 1810X1000-C	CLEAR	1.810	1.496	1.653	1.000	25.4	46.0	38.0	42.0	50
Ⓞ STS 1968	STS 1968X1000-C	CLEAR	1.968	1.653	1.811	1.000	25.4	50.0	42.0	46.0	50
Ⓞ STS 2086	STS 2086X1000-C	CLEAR	2.086	1.770	1.928	1.000	25.4	53.0	45.0	49.0	25
Ⓞ STS 2205	STS 2205X1000-C	CLEAR	2.205	1.890	2.048	1.000	25.4	56.0	48.0	52.0	25
Ⓞ STS 2362X1772		CLEAR	2.362	1.969	2.166	1.772	45.0	60.0	50.0	55.0	25
Ⓞ STS 2480	STS 2480X1000-C	CLEAR	2.480	1.968	2.224	1.000	25.4	63.0	50.0	56.5	25
Ⓞ STS 2520	STS 2520X1000-C	CLEAR	2.520	2.125	2.323	1.000	25.4	64.0	54.0	59.0	25
Ⓞ STS 2677	STS 2677X1000-C	CLEAR	2.677	2.283	2.480	1.000	25.4	68.0	58.0	63.0	25
Ⓞ STS 2953	STS 2953X1377-C	CLEAR	2.953	2.440	2.697	1.377	35.0	75.0	62.0	68.5	25
Ⓞ STS 3543	STS 3543X1535-C	CLEAR	3.543	2.953	3.248	1.535	39.0	90.0	75.0	82.5	10
Ⓞ STS 4055X1535		CLEAR	4.055	3.267	3.661	1.535	39.0	103.0	83.0	93.0	10
Ⓞ STS 5000	STS 5000X1968-C	CLEAR	5.000	3.543	4.272	1.968	50.0	127.0	90.0	108.5	5

Ⓞ The EPSI Guarantee means that this part is locally stocked and immediately available when you need it.

■ Current pricing and additional sizes available at www.epsi.com



866-ASK-EPSI (866-275-3774)
866-FAX-EPSI (866-329-3774)

30

Order online at
www.epsi.com

**YOU ASK IT.
WE MASK IT.®**

HSTS Hollow Stoppers

600°F (315°C)

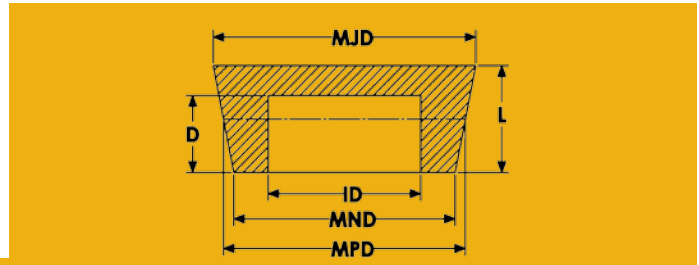


AVAILABLE
IN
CUSTOM
COLORS!

■ Hollow Design Reduces Material and Shipping Cost

PRODUCT DESCRIPTION

Our Hollow Silicone Tapered Stoppers (HSTS) are typically substituted for the same size solid tapered stopper due to their lower cost. With many sizes available, holes from 0.935" to 4.710" in diameter can easily be plugged. Our high temperature silicone is specially formulated to ensure reusability and reliability during masking.



HSTS SERIES

PART NUMBER	ALTERNATE STOCK PART #	COLOR	ID (in)	MJD (in)	MND (in)	MPD (in)	D (in)	L (in)	ID (mm)	L (mm)	MJD (mm)	MND (mm)	MPD (mm)	D (mm)	PCS/BAG
G HSTS 1063-W	HSTS 1063X1000-W	WHITE	0.500	1.063	0.905	0.984	0.750	1.000	12.7	25.4	27.0	23.0	25.0	19.1	100
G HSTS 1102-F	HSTS 1102X1000-F	RUSTY	0.500	1.102	0.945	1.024	0.750	1.000	12.7	25.4	28.0	24.0	26.0	19.1	100
G HSTS 1260-L	HSTS 1260X1000-L	YELLOW	0.610	1.260	1.024	1.142	0.750	1.000	15.5	25.4	32.0	26.0	29.0	19.1	100
G HSTS 1338-Z	HSTS 1338X1000-Z	BROWN	0.750	1.338	1.063	1.201	0.750	1.000	19.1	25.4	34.0	27.0	30.5	19.1	100
G HSTS 1456-U	HSTS 1456X1000-U	BLUE	0.625	1.456	1.180	1.318	0.710	1.000	15.9	25.4	37.0	30.0	33.5	18.0	100
G HSTS 1535-B	HSTS 1535X1000-B	BLACK	0.660	1.535	1.220	1.378	0.710	1.000	16.8	25.4	39.0	31.0	35.0	18.0	50
G HSTS 1614-R	HSTS 1614X1000-R	RED	0.700	1.614	1.300	1.457	0.710	1.000	17.8	25.4	41.0	33.0	37.0	18.0	50
G HSTS 1693-Y	HSTS 1693X1000-Y	GRAY	0.750	1.693	1.417	1.555	0.700	1.000	19.1	25.4	43.0	36.0	39.5	17.8	50
G HSTS 1772-N	HSTS 1772X1000-N	PINK	0.788	1.772	1.457	1.615	0.715	1.000	20.0	25.4	45.0	37.0	41.0	18.2	50
G HSTS 1810-W	HSTS 1810X1000-W	WHITE	0.821	1.810	1.496	1.653	0.718	1.000	20.9	25.4	46.0	38.0	42.0	18.2	50
G HSTS 1968-F	HSTS 1968X1000-F	RUSTY	0.980	1.968	1.653	1.811	0.722	1.000	24.9	25.4	50.0	42.0	46.0	18.3	50
G HSTS 2086-G	HSTS 2086X1000-G	GREEN	1.100	2.086	1.770	1.928	0.723	1.000	27.9	25.4	53.0	45.0	49.0	18.4	25
G HSTS 2205-L	HSTS 2205X1000-L	YELLOW	1.220	2.205	1.890	2.048	0.723	1.000	31.0	25.4	56.0	48.0	52.0	18.4	25
G HSTS 2480-Z	HSTS 2480X1000-Z	GRAY	1.285	2.480	1.968	2.224	0.718	1.000	32.6	25.4	63.0	50.0	56.5	18.2	25
G HSTS 2520-U	HSTS 2520X1000-U	BLUE	1.465	2.520	2.125	2.323	0.720	1.000	37.2	25.4	64.0	54.0	59.0	18.3	25
G HSTS 2677-F	HSTS 2677X1000-F	RUSTY	1.578	2.677	2.283	2.480	0.719	1.000	40.1	25.4	68.0	58.0	63.0	18.3	25
G HSTS 2953-R	HSTS 2953X1377-R	RED	1.800	2.953	2.440	2.697	1.000	1.377	45.7	35.0	75.0	62.0	68.5	25.4	25
G HSTS 3543-Y	HSTS 3543X1535-Y	GRAY	2.256	3.543	2.953	3.248	1.200	1.535	57.3	39.0	90.0	75.0	82.5	30.5	10
G HSTS 4055-N	HSTS 4055X1535-N	PINK	2.568	4.055	3.267	3.661	1.275	1.535	65.2	39.0	103.0	83.0	93.0	32.4	10
G HSTS 4750	HSTS 4750X3423-C	CLEAR	2.625	4.750	3.543	4.147	2.250	3.423	66.7	86.9	120.7	90.0	105.3	57.2	5
G HSTS 5000-W	HSTS 5000X1968-W	WHITE	2.760	5.000	3.543	4.272	1.584	1.968	70.1	50.0	127.0	90.0	108.5	40.2	5

G The EPSI Guarantee means that this part is locally stocked and immediately available when you need it.

■ Current pricing and additional sizes available at www.epsi.com



866-ASK-EPSI (866-275-3774)
866-FAX-EPSI (866-329-3774)

31

Order online at
www.epsi.com

YOU ASK IT.
WE MASK IT.®

BES Black EPDM Stoppers

475°F (250°C)



■ Tapered to Fit a Variety of Hole Diameters

■ Compressible for Better Sealing of Both Threaded and Non-threaded Holes

■ Ideal for Sand Blasting

■ Excellent Chemical and Hydrocarbon Resistance

TYPICAL INDUSTRIES USED

Powder Coating, E-Coating, Plating, Anodizing and Shot Blasting

TYPICAL APPLICATIONS

Used as a plug in both threaded and non-threaded holes and in combination with hardware to seal off large cavities.

HELPFUL HINTS


- Make sure that the major diameter of the plug is at least 15% larger than the hole diameter.

- The minor diameter should be at least 15% smaller than the hole diameter.

- EPDM Tapered Stoppers are not recommended for prolonged exposure to intense heat.

PRODUCT DESCRIPTION

Our Black EPDM Stopper (BES) product line is an economical substitute for our STS product line for general plugging applications. With many sizes available, holes from 0.020" to 4.710" in diameter can easily be plugged. Our high temperature EPDM is specially formulated to resist chemical attack and ensure reusability and economy during masking.



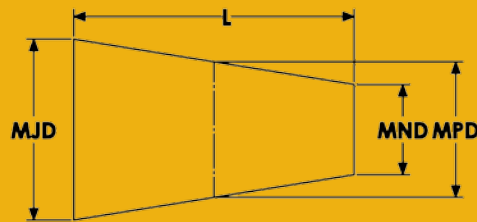
866-ASK-EPSI (866-275-3774)
866-FAX-EPSI (866-329-3774)

32

Order online at
www.epsi.com

**YOU ASK IT.
WE MASK IT.®**

BES SERIES



PART NUMBER	ALTERNATE STOCK PART #	COLOR	MJD (in)	MND (in)	MPD (in)	L (in)	L (mm)	MJD (mm)	MND (mm)	MPD (mm)	PCS/BAG
G BES 0100X0625		BLACK	0.100	0.031	0.066	0.625	15.9	2.5	0.8	1.7	1000
G BES 0125	BES 0125X0625	BLACK	0.125	0.062	0.094	0.625	15.9	3.2	1.6	2.4	1000
G BES 0187X0625		BLACK	0.187	0.062	0.125	0.625	15.9	4.7	1.6	3.2	1000
G BES 0187X0750		BLACK	0.187	0.062	0.125	0.750	19.1	4.7	1.6	3.2	1000
G BES 0197	BES 0197X1100	BLACK	0.197	0.049	0.123	1.100	27.9	5.0	1.2	3.1	1000
G BES 0200	BES 0200X0750	BLACK	0.200	0.062	0.131	0.750	19.1	5.1	1.6	3.3	1000
G BES 0216	BES 0216X1500	BLACK	0.216	0.047	0.132	1.500	38.1	5.5	1.2	3.3	1000
G BES 0250X0750		BLACK	0.250	0.125	0.188	0.750	19.1	6.4	3.2	4.8	1000
G BES 0250X1000		BLACK	0.250	0.125	0.188	1.000	25.4	6.4	3.2	4.8	1000
G BES 0343X0625		BLACK	0.343	0.187	0.265	0.625	15.9	8.7	4.7	6.7	1000
G BES 0343X1000		BLACK	0.343	0.187	0.265	1.000	25.4	8.7	4.7	6.7	1000
G BES 0375X0500		BLACK	0.375	0.250	0.313	0.500	12.7	9.5	6.4	7.9	500
G BES 0375X0750		BLACK	0.375	0.250	0.313	0.750	19.1	9.5	6.4	7.9	500
G BES 0375X1250		BLACK	0.375	0.125	0.250	1.250	31.8	9.5	3.2	6.4	500
G BES 0394	BES 0394X1890	BLACK	0.394	0.197	0.296	1.890	48.0	10.0	5.0	7.5	500
G BES 0437	BES 0437X1000	BLACK	0.437	0.250	0.344	1.000	25.4	11.1	6.4	8.7	500
G BES 0438	BES 0438X0688	BLACK	0.438	0.344	0.391	0.688	17.5	11.1	8.7	9.9	500
G BES 0500X0813		BLACK	0.500	0.313	0.407	0.813	20.7	12.7	8.0	10.3	250
G BES 0500X1000		BLACK	0.500	0.312	0.406	1.000	25.4	12.7	7.9	10.3	250
G BES 0563	BES 0563X1000	BLACK	0.563	0.375	0.469	1.000	25.4	14.3	9.5	11.9	250
G BES 0590	BES 0590X1000	BLACK	0.590	0.393	0.492	1.000	25.4	15.0	10.0	12.5	250
G BES 0625	BES 0625X0813	BLACK	0.625	0.437	0.531	0.813	20.7	15.9	11.1	13.5	250
G BES 0656	BES 0656X1000	BLACK	0.656	0.500	0.578	1.000	25.4	16.7	12.7	14.7	250
G BES 0669	BES 0669X1000	BLACK	0.669	0.510	0.590	1.000	25.4	17.0	13.0	15.0	250
G BES 0687	BES 0687X1000	BLACK	0.687	0.437	0.562	1.000	25.4	17.4	11.1	14.3	250
G BES 0748	BES 0748X1000	BLACK	0.748	0.550	0.649	1.000	25.4	19.0	14.0	16.5	250
G BES 0812	BES 0812X1000	BLACK	0.812	0.625	0.719	1.000	25.4	20.6	15.9	18.2	100
G BES 0938	BES 0938X1000	BLACK	0.938	0.708	0.823	1.000	25.4	23.8	18.0	20.9	100
G BES 1024	BES 1024X1000	BLACK	1.024	0.787	0.906	1.000	25.4	26.0	20.0	23.0	100
G BES 1063	BES 1063X1000	BLACK	1.063	0.905	0.984	1.000	25.4	27.0	23.0	25.0	100
G BES 1102X1000		BLACK	1.102	0.945	1.024	1.181	30.0	28.0	24.0	26.0	100
G BES 1220X1181		BLACK	1.220	0.984	1.102	1.000	25.4	31.0	25.0	28.0	100
G BES 1260	BES 1260X1000	BLACK	1.260	1.024	1.142	1.000	25.4	32.0	26.0	29.0	100
G BES 1338	BES 1338X1000	BLACK	1.338	1.063	1.201	1.000	25.4	34.0	27.0	30.5	100
G BES 1456	BES 1456X1000	BLACK	1.456	1.180	1.318	1.000	25.4	37.0	30.0	33.5	100
G BES 1535	BES 1535X1000	BLACK	1.535	1.220	1.378	1.000	25.4	39.0	31.0	35.0	50

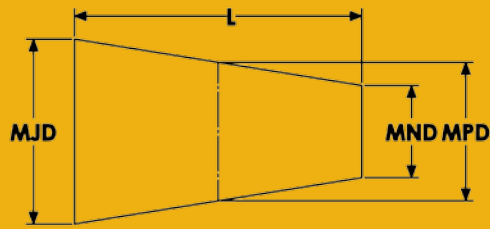
G The EPSI Guarantee means that this part is locally stocked and immediately available when you need it.

■ Current pricing and additional sizes available at www.epsi.com



866-ASK-EPSI (866-275-3774)
866-FAX-EPSI (866-329-3774)

BES SERIES



PART NUMBER	ALTERNATE STOCK PART #	COLOR	MJD (in)	MND (in)	MPD (in)	L (in)	L (mm)	MJD (mm)	MND (mm)	MPD (mm)	PCS/BAG
Ⓞ BES 1614	BES 1614X1000	BLACK	1.614	1.300	1.457	1.000	25.4	41.0	33.0	37.0	50
Ⓞ BES 1693	BES 1693X1000	BLACK	1.693	1.417	1.555	1.000	25.4	43.0	36.0	39.5	50
Ⓞ BES 1772	BES 1772X1000	BLACK	1.772	1.457	1.615	1.000	25.4	45.0	37.0	41.0	50
Ⓞ BES 1810	BES 1810X1000	BLACK	1.810	1.496	1.653	1.000	25.4	46.0	38.0	42.0	50
Ⓞ BES 1968	BES 1968X1000	BLACK	1.968	1.653	1.811	1.000	25.4	50.0	42.0	46.0	50
Ⓞ BES 2086	BES 2086X1000	BLACK	2.086	1.770	1.928	1.000	25.4	53.0	45.0	49.0	25
Ⓞ BES 2205	BES 2205X1000	BLACK	2.205	1.890	2.048	1.000	25.4	56.0	48.0	52.0	25
Ⓞ BES 2480	BES 2480X1000	BLACK	2.480	1.968	2.224	1.000	25.4	63.0	50.0	56.5	25
Ⓞ BES 2520	BES 2520X1000	BLACK	2.520	2.125	2.323	1.000	25.4	64.0	54.0	59.0	25
Ⓞ BES 2677	BES 2677X1000	BLACK	2.677	2.283	2.480	1.000	25.4	68.0	58.0	63.0	25
Ⓞ BES 2953	BES 2953X1377	BLACK	2.953	2.440	2.697	1.377	35.0	75.0	62.0	68.5	25
Ⓞ BES 3543	BES 3543X1535	BLACK	3.543	2.953	3.248	1.535	39.0	90.0	75.0	82.5	10
Ⓞ BES 4055	BES 4055X1535	BLACK	4.055	3.267	3.661	1.535	39.0	103.0	83.0	93.0	10

Ⓞ The EPSI Guarantee means that this part is locally stocked and immediately available when you need it.

■ Current pricing and additional sizes available at www.epsi.com

Starter Kit Available. See page 121



WPP Weld-Nut Pull Plugs

600°F (315°C)



■ Dimpled Washer Conforms to Irregular Surfaces and Masks Off Countersinks and Lead-In Threads

■ Pull-Tab Allows for a Larger Diameter Plug to be Pulled into Place for a Tight Seal

■ High Temperature Silicone Formulation Ensures Stability at Elevated Temperatures


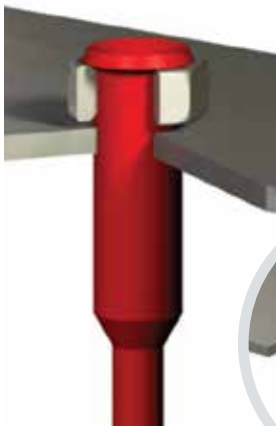
■ Designed to Pull Through Same Direction as Applied to Create a Clean Break from any Surface After Coating

PRODUCT DESCRIPTION

Our Weld-Nut Pull Plug (WPP) product line is a pull plug line specifically engineered to tackle the tough requirements of masking off the lead-in chamfer of threaded applications. Made of our special formulation of high temperature silicone, Weld-Nut Pull Plugs exhibit remarkable flexibility, while maintaining reusability and reliability during masking.

TYPICAL INDUSTRIES USED

Powder Coating, E-Coating, Plating and Anodizing



Conforms to Chamfer

TYPICAL APPLICATIONS

Used to plug weld-nuts during welding. Plug can remain in place for subsequent coating process. Other applications include protecting countersink and leading threads; especially where a tight seal is required.

HELPFUL HINTS

- When plugging a hole, make sure that the major diameter of the plug is larger than the diameter of the hole being plugged by at least 10%.
- Use Weld-Nut Pull Plugs (WPP) in applications where countersinks or lead-in chamfers are necessary masking areas.
- Keep in mind any interference issues that will be created by the Pull-Tab being completely exposed after plug is inserted.



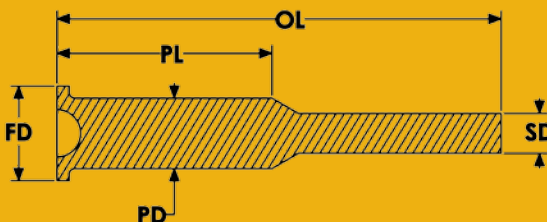
866-ASK-EPSI (866-275-3774)
866-FAX-EPSI (866-329-3774)

35

Order online at
www.epsi.com

**YOU ASK IT.
WE MASK IT.®**

WPP SERIES



PART NUMBER	ALTERNATE STOCK PART #	COLOR	FD (in)	OL (in)	PD (in)	PL (in)	SD (in)	FD (mm)	OL (mm)	PD (mm)	PL (mm)	SD (mm)	PCS/BAG
Ⓞ WPP 0173-R	WPP 0173X1000-R	RED	0.252	2.087	0.173	1.000	0.118	6.4	53.0	4.4	25.4	3.0	500
Ⓞ WPP 0217-U	WPP 0217X1000-U	BLUE	0.335	2.110	0.217	1.000	0.157	8.5	53.6	5.5	25.4	4.0	500
Ⓞ WPP 0224-Y	WPP 0224X1000-Y	GRAY	0.343	2.117	0.224	1.000	0.157	8.7	53.8	5.7	25.4	4.0	500
Ⓞ WPP 0283-L	WPP 0283X1000-L	YELLOW	0.402	2.168	0.283	1.000	0.157	10.2	55.1	7.2	25.4	4.0	500
Ⓞ WPP 0331-O	WPP 0331X1000-O	ORANGE	0.449	2.209	0.331	1.000	0.157	11.4	56.1	8.4	25.4	4.0	500
Ⓞ WPP 0346-N	WPP 0346X1000-N	PINK	0.484	2.206	0.346	1.000	0.197	12.3	56.0	8.8	25.4	5.0	500
Ⓞ WPP 0413-G	WPP 0413X1000-G	GREEN	0.506	2.207	0.413	1.000	0.217	12.9	56.1	10.5	25.4	5.5	250
Ⓞ WPP 0439-P	WPP 0439X1000-P	PURPLE	0.557	2.235	0.439	1.000	0.236	14.1	56.8	11.2	25.4	6.0	250
Ⓞ WPP 0490-W	WPP 0490X1000-W	WHITE	0.608	2.262	0.49	1.000	0.256	15.4	57.5	12.4	25.4	6.5	250
Ⓞ WPP 0518-Y	WPP 0518X1000-Y	GRAY	0.636	2.286	0.518	1.000	0.256	16.2	58.1	13.2	25.4	6.5	250
Ⓞ WPP 0545-F	WPP 0545X1000-F	RUSTY	0.663	2.293	0.545	1.000	0.276	16.8	58.2	13.8	25.4	7.0	250
Ⓞ WPP 0580-R	WPP 0580X1000-R	RED	0.699	2.323	0.58	1.000	0.276	17.8	59.0	14.7	25.4	7.0	250

Ⓞ The EPSI Guarantee means that this part is locally stocked and immediately available when you need it.

■ Current pricing and additional sizes available at www.epsi.com

Starter Kit Available.
See page 122



EPP EPDM Pull Plugs

475°F (250°C)



■ Chamfered Neck and Smaller Pull-Tab Diameter Aid Insertion

■ High Temperature EPDM Formulation is Extremely Chemically Resistant and Economical

■ When Pulled Through Holes, Large Diameter Compresses Until Released, Providing for a Tight Seal

TYPICAL INDUSTRIES USED

Powder Coating, E-Coating, Plating, Anodizing, Wet Spray and Shot Blasting

TYPICAL APPLICATIONS


Used as a plug for non-threaded and threaded through holes.

PRODUCT DESCRIPTION

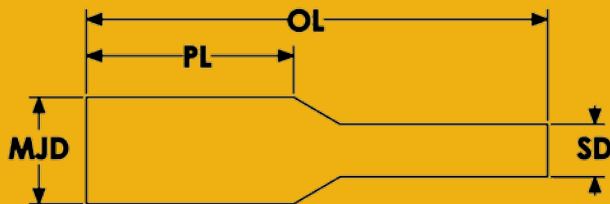
Our EPDM Pull Plug (EPP) product line is an extremely economical solution for threaded and non-threaded through hole applications. With many sizes available, holes from 0.050" to 2.250" in diameter can easily be plugged. Our high temperature EPDM is specially formulated to ensure chemical resistance while maintaining reusability and economy during masking.

HELPFUL HINTS

- When plugging a hole, make sure that the major diameter of the plug is larger than the diameter of the hole being plugged by at least 4%.
- Keep in mind any interference issues that will be created by the Pull-Tab being exposed after plug is inserted.
- Not recommended for holes with a lead-in chamfer or a countersink that requires protection from paint. For these applications, EPSI recommends the Weld Nut Pull Plug (WPP) or the Washer Plug (WP) lines.



EPP SERIES



PART NUMBER	ALTERNATE STOCK PART #	COLOR	MJD (in)	OL (in)	PL (in)	SD (in)	OL (mm)	PL (mm)	SD (mm)	PCS/BAG	
Ⓞ EPP 0093	EPP 0093X0625	BLACK	0.093	1.277	0.625	0.062	2.4	32.4	15.9	1.6	500
Ⓞ EPP 0109X0625		BLACK	0.109	1.291	0.625	0.062	2.8	32.8	15.9	1.6	500
Ⓞ EPP 0118	EPP 0118X1000	BLACK	0.118	2.031	1.000	0.082	3.0	51.6	25.4	2.1	500
Ⓞ EPP 0130X0625		BLACK	0.130	1.292	0.625	0.082	3.3	32.8	15.9	2.1	500
Ⓞ EPP 0140	EPP 0140X0625	BLACK	0.140	1.300	0.625	0.082	3.6	33.0	15.9	2.1	500
Ⓞ EPP 0154	EPP 0154X0625	BLACK	0.154	1.312	0.625	0.082	3.9	33.3	15.9	2.1	500
Ⓞ EPP 0156X0625		BLACK	0.156	1.314	0.625	0.082	4.0	33.4	15.9	2.1	500
Ⓞ EPP 0162	EPP 0162X0625	BLACK	0.162	1.310	0.625	0.093	4.1	33.3	15.9	2.4	500
Ⓞ EPP 0187	EPP 0187X0625	BLACK	0.187	1.317	0.625	0.110	4.7	33.5	15.9	2.8	500
Ⓞ EPP 0195X0625		BLACK	0.195	1.324	0.625	0.110	5.0	33.6	15.9	2.8	500
Ⓞ EPP 0197X1000		BLACK	0.197	2.075	1.000	0.110	5.0	52.7	25.4	2.8	500
Ⓞ EPP 0225	EPP 0225X1000	BLACK	0.225	2.087	1.000	0.125	5.7	53.0	25.4	3.2	500
Ⓞ EPP 0281	EPP 0281X1000	BLACK	0.281	2.124	1.000	0.138	7.1	53.9	25.4	3.5	500
Ⓞ EPP 0312X1000		BLACK	0.312	2.143	1.000	0.147	7.9	54.4	25.4	3.7	500
Ⓞ EPP 0332	EPP 0332X1125	BLACK	0.332	2.071	1.125	0.250	8.4	52.6	28.6	6.4	500
Ⓞ EPP 0335	EPP 0335X1000	BLACK	0.335	2.154	1.000	0.157	8.5	54.7	25.4	4.0	500
Ⓞ EPP 0350	EPP 0350X0900	BLACK	0.350	1.967	0.900	0.157	8.9	50.0	22.9	4.0	500
Ⓞ EPP 0388	EPP 0388X1000	BLACK	0.388	2.200	1.000	0.157	9.9	55.9	25.4	4.0	250
Ⓞ EPP 0400X1000		BLACK	0.400	2.334	1.000	0.157	10.2	59.3	25.4	4.0	250
Ⓞ EPP 0445	EPP 0445X1000	BLACK	0.445	2.165	1.000	0.255	11.3	55.0	25.4	6.5	250
Ⓞ EPP 0468	EPP 0468X1250	BLACK	0.468	2.689	1.250	0.250	11.9	68.3	31.8	6.4	250
Ⓞ EPP 0500	EPP 0500X100	BLACK	0.500	2.217	1.000	0.250	12.7	56.3	25.4	6.4	100
Ⓞ EPP 0770X1125		BLACK	0.770	2.592	1.125	0.375	19.6	65.8	28.6	9.5	50
Ⓞ EPP 1020	EPP 1020X1250	BLACK	1.020	3.059	1.250	0.375	25.6	77.7	31.8	9.5	50

Ⓞ The EPSI Guarantee means that this part is locally stocked and immediately available when you need it.

■ Current pricing and additional sizes available at www.epsi.com

Starter Kit Available. See page 122



CRKR Cork Stoppers

300°F (150°C)



- Tapered to Fit a Variety of Hole Diameters
- Economical Cork Material is Ideal for Wet Paint and Shipping Applications

PRODUCT DESCRIPTION

Our Cork Stopper (CRKR) product line is an economical solution for wet spray applications and low temp powder coating or where it is necessary to leave the plug in for shipping. With many sizes available, holes from 0.120" to 2.125" in diameter can easily be plugged.

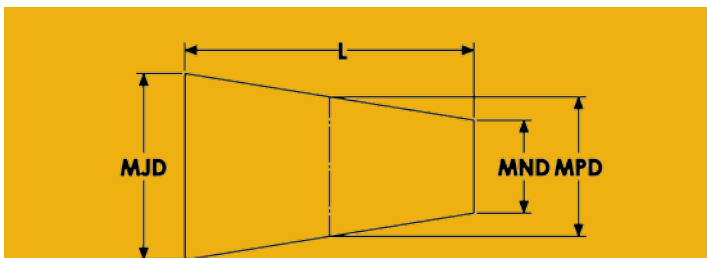
HELPFUL HINTS

- Make sure that the major diameter of the plug is at least 15% larger than the hole diameter.
- The minor diameter should be at least 15% smaller than the hole diameter.
- Cork Stoppers can be easily cut for shallow cavities.

Starter Kit Available.
See page 121



CRKR SERIES



PART NUMBER	MJD (in)	MND (in)	MPD (in)	L (in)	L (mm)	MJD (mm)	MND (mm)	MPD (mm)	PCS/BAG
Ⓞ CRKR 0189	0.189	0.094	0.142	0.500	12.7	4.8	2.4	3.6	1000
Ⓞ CRKR 0248	0.248	0.157	0.203	0.500	12.7	6.3	4.0	5.1	1000
Ⓞ CRKR 0311	0.311	0.217	0.264	0.500	12.7	7.9	5.5	6.7	1000
Ⓞ CRKR 0374	0.374	0.280	0.327	0.500	12.7	9.5	7.1	8.3	1000
Ⓞ CRKR 0437	0.437	0.327	0.382	0.626	15.9	11.1	8.3	9.7	500
Ⓞ CRKR 0500	0.500	0.378	0.439	0.689	17.5	12.7	9.6	11.2	250
Ⓞ CRKR 0563	0.563	0.436	0.500	0.748	19.0	14.3	11.1	12.7	250
Ⓞ CRKR 0626	0.626	0.469	0.548	0.811	20.6	15.9	11.9	13.9	250
Ⓞ CRKR 0689	0.689	0.531	0.610	0.874	22.2	17.5	13.5	15.5	250
Ⓞ CRKR 0748	0.748	0.579	0.664	0.937	23.8	19.0	14.7	16.9	100
Ⓞ CRKR 0799	0.799	0.626	0.713	1.000	25.4	20.3	15.9	18.1	100
Ⓞ CRKR 0874	0.874	0.673	0.774	1.063	27.0	22.2	17.1	19.6	100
Ⓞ CRKR 0937	0.937	0.732	0.835	1.126	28.6	23.8	18.6	21.2	100
Ⓞ CRKR 1000	1.000	0.764	0.882	1.252	31.8	25.4	19.4	22.4	100

Ⓞ The EPSI Guarantee means that this part is locally stocked and immediately available when you need it.

■ Current pricing and additional sizes available at www.epsi.com



866-ASK-EPSI (866-275-3774)
866-FAX-EPSI (866-329-3774)

39

Order online at
www.epsi.com

**YOU ASK IT.
WE MASK IT.®**

FLPS/FLPE Flangeless Stoppers

600°F (315°C)

- Tapered Ribs and Hollow Core Allow for Masking of Multiple Sizes of Holes
- Sharp Rib Profile Offers Excellent Chamfer Coverage
- Specially Formulated to be Rigid, Allowing Plug to be Pushed into Place



AVAILABLE
IN
CUSTOM
COLORS!



TYPICAL INDUSTRIES USED

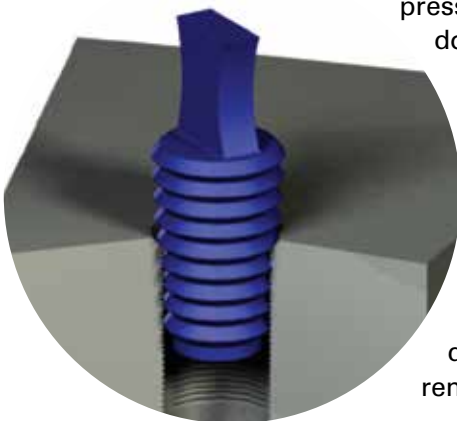
Powder Coating, E-Coating, Plating and Anodizing

TYPICAL APPLICATIONS

Used as a plug for threaded holes, including the top thread.

HELPFUL HINTS

- Silicone Flangeless Plugs are designed to be inserted via direct pressure. EPSI does not recommend threading these plugs into place, as threading may cause damage to the plug and difficulty during removal.



- Due to the low tear resistance of Silicone, do not use tools (such as pliers) to remove plugs.

PRODUCT DESCRIPTION

EPSI's Flangeless Plug (FLPS or FLPE) product line is specifically designed to mask threaded holes, including the top thread, without masking the surrounding area. The tapered ribs and hollow core allow for many different size holes to be masked, regardless of the thread pitch. Imitation plugs have rounded ribs that do not offer the same degree of protection as EPSI's FLPS line. Made of a rugged blend of our High Temperature Silicone the FLPS has excellent sealing characteristics and reusability.



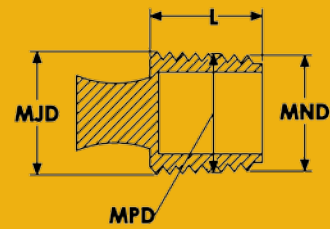
866-ASK-EPSI (866-275-3774)
866-FAX-EPSI (866-329-3774)

40

Order online at
www.epsi.com

**YOU ASK IT.
WE MASK IT.®**

SILICONE FLANGELESS PLUGS



	PART NUMBER	COLOR	MJD (in)	MND (in)	MPD (in)	L (in)	L (mm)	MJD (mm)	MND (mm)	MPD (mm)	PCS/BAG
Ⓞ	FLPS 00402-N	PINK	0.157	0.079	0.118	0.748	19.0	4.0	2.0	3.0	500
Ⓞ	FLPS 00604-C	CLEAR	0.236	0.157	0.197	1.000	25.4	6.0	4.0	5.0	250
Ⓞ	FLPS 00806-Y	GRAY	0.315	0.236	0.276	1.000	25.4	8.0	6.0	7.0	250
Ⓞ	FLPS 01008-F	RUSTY	0.394	0.315	0.355	1.000	25.4	10.0	8.0	9.0	250
Ⓞ	FLPS 01210-U	BLUE	0.472	0.394	0.433	1.000	25.4	12.0	10.0	11.0	250
Ⓞ	FLPS 01412-C	CLEAR	0.551	0.472	0.512	1.000	25.4	14.0	12.0	13.0	250
Ⓞ	FLPS 01614-Y	GRAY	0.630	0.551	0.591	1.000	25.4	16.0	14.0	15.0	250
Ⓞ	FLPS 01816-F	RUSTY	0.709	0.630	0.670	1.000	25.4	18.0	16.0	17.0	250
Ⓞ	FLPS 02018-U	BLUE	0.787	0.709	0.748	1.000	25.4	20.0	18.0	19.0	100
Ⓞ	FLPS 02220-C	CLEAR	0.886	0.787	0.837	1.000	25.4	22.5	20.0	21.2	100
Ⓞ	FLPS 02422-Y	GRAY	0.945	0.886	0.916	1.000	25.4	24.0	22.5	23.3	100
Ⓞ	FLPS 02624-F	RUSTY	1.024	0.945	0.985	1.000	25.4	26.0	24.0	25.0	100
Ⓞ	FLPS 02826-U	BLUE	1.102	1.024	1.063	1.000	25.4	28.0	26.0	27.0	100

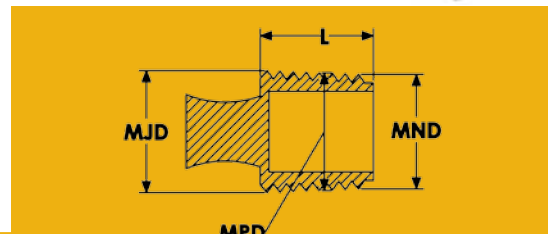
Starter Kit Available for both FLPS & FLPE. See pages 121 & 122



■ 475°F (250°C)

■ EPSI's EPDM Flangeless Plug (FLPE) product line is an economical alternative to the Silicone Flangeless Plug (FLPS) line.

■ Made of a rugged blend of our High Temperature EPDM the FLPE has excellent sealing characteristics, chemical resistance and reusability.



EPDM FLANGELESS PLUGS

	PART NUMBER	COLOR	MJD (in)	MND (in)	MPD (in)	L (in)	L (mm)	MJD (mm)	MND (mm)	MPD (mm)	PCS/BAG
Ⓞ	FLPE 00402-B	BLACK	0.157	0.079	0.118	0.748	19.0	4.0	2.0	3.0	500
Ⓞ	FLPE 00604-B	BLACK	0.236	0.157	0.197	1.000	25.4	6.0	4.0	5.0	250
Ⓞ	FLPE 00806-B	BLACK	0.315	0.236	0.276	1.000	25.4	8.0	6.0	7.0	250
Ⓞ	FLPE 01008-B	BLACK	0.394	0.315	0.355	1.000	25.4	10.0	8.0	9.0	250
Ⓞ	FLPE 01210-B	BLACK	0.472	0.394	0.433	1.000	25.4	12.0	10.0	11.0	250
Ⓞ	FLPE 01412-B	BLACK	0.551	0.472	0.512	1.000	25.4	14.0	12.0	13.0	250
Ⓞ	FLPE 01614-B	BLACK	0.630	0.551	0.591	1.000	25.4	16.0	14.0	15.0	250
Ⓞ	FLPE 01816-B	BLACK	0.709	0.630	0.670	1.000	25.4	18.0	16.0	17.0	250
Ⓞ	FLPE 02018-B	BLACK	0.787	0.709	0.748	1.000	25.4	20.0	18.0	19.0	100
Ⓞ	FLPE 02220-B	BLACK	0.886	0.787	0.837	1.000	25.4	22.5	20.0	21.2	100
Ⓞ	FLPE 02422-B	BLACK	0.945	0.886	0.916	1.000	25.4	24.0	22.5	23.3	100
Ⓞ	FLPE 02624-B	BLACK	1.024	0.945	0.985	1.000	25.4	26.0	24.0	25.0	100
Ⓞ	FLPE 02826-B	BLACK	1.102	1.024	1.063	1.000	25.4	28.0	26.0	27.0	100
Ⓞ	FLPE 03229-B	BLACK	1.250	1.125	1.188	1.000	25.4	31.8	28.6	30.2	100

Ⓞ The EPSI Guarantee means that this part is locally stocked and immediately available when you need it.

■ Current pricing and additional sizes available at www.epsi.com



866-ASK-EPSI (866-275-3774)
866-FAX-EPSI (866-329-3774)

Order online at
www.epsi.com



WP Washer Plugs

600°F (315°C)



- Tapered Design for Easy Insertion
- Washer Masks Grounding Area Around Holes
- One Plug can be Used to Plug Two Different Hole Diameters
- Second Plug Acts as Handle

PRODUCT DESCRIPTION

Our Washer Plug (WP) sizes are conveniently grouped first by washer diameter, and then by the larger plug diameter. Many other combinations are possible. If you don't see the size you need listed, call an EPSI representative for other options.

TYPICAL INDUSTRIES USED

Powder Coating, E-Coating, Plating and Anodizing

TYPICAL APPLICATIONS

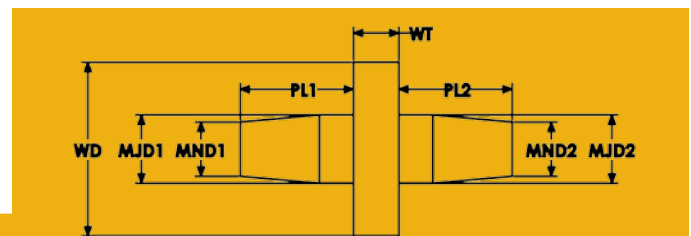
Plugging threaded and non-threaded blind holes with grounding area. Powder coated banjo connectors.

- Available in Other Colors as a Custom Order

WP SERIES

HELPFUL HINTS

- When plugging a hole, make sure that the major diameter of the plug is 2-4% larger than the diameter of the hole.
- Twisting the plug as it is inserted, will aid in installation.
- Silicone plugs are not recommended for exposure to aggressive chemicals or hydrocarbons.

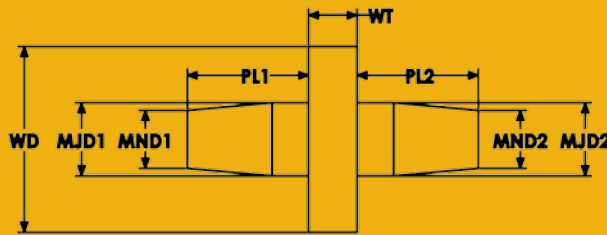


PART NUMBER	COLOR	MJD1 (in)	MJD2 (in)	MND1 (in)	MND2 (in)	PL1 (in)	PL2 (in)	WD (in)	WT (in)	MJD1 (mm)	MJD2 (mm)	MND1 (mm)	MND2 (mm)	PL1 (mm)	PL2 (mm)	WD (mm)	WT (mm)	PCS/BAG
WP103-250-130	CLEAR	0.103	0.130	0.069	0.103	0.500	0.500	0.250	0.200	2.6	3.3	1.8	2.6	12.7	12.7	6.4	5.1	1000
WP130-250-140	CLEAR	0.130	0.140	0.069	0.079	0.500	0.500	0.250	0.200	3.3	3.6	1.8	2.0	12.7	12.7	6.4	5.1	1000
WP130-250-200	CLEAR	0.130	0.200	0.069	0.139	0.500	0.500	0.250	0.200	3.3	5.1	1.8	3.5	12.7	12.7	6.4	5.1	1000
WP130-312-155	CLEAR	0.130	0.155	0.069	0.094	0.500	0.500	0.312	0.200	3.3	3.9	1.8	2.4	12.7	12.7	7.9	5.1	1000
WP130-500-375	CLEAR	0.130	0.375	0.069	0.314	0.500	0.500	0.500	0.200	3.3	9.5	1.8	8.0	12.7	12.7	12.7	5.1	250
WP140-250-180	CLEAR	0.140	0.180	0.079	0.119	0.500	0.500	0.250	0.200	3.6	4.6	2.0	3.0	12.7	12.7	6.4	5.1	1000
WP140-375-200	CLEAR	0.140	0.200	0.079	0.139	0.500	0.500	0.375	0.200	3.6	5.1	2.0	3.5	12.7	12.7	9.5	5.1	500
WP140-500-180	CLEAR	0.140	0.180	0.079	0.119	0.500	0.500	0.500	0.200	3.6	4.6	2.0	3.0	12.7	12.7	12.7	5.1	250



866-ASK-EPSI (866-275-3774)
866-FAX-EPSI (866-329-3774)

WP SERIES



PART NUMBER	COLOR	MJD1 (in)	MJD2 (in)	MND1 (in)	MND2 (in)	PL1 (in)	PL2 (in)	WD (in)	WT (in)	MJD1 (mm)	MJD2 (mm)	MND1 (mm)	MND2 (mm)	PL1 (mm)	PL2 (mm)	WD (mm)	WT (mm)	PCS/BAG
WP140-625-250	CLEAR	0.140	0.250	0.079	0.189	0.500	0.500	0.625	0.200	3.6	6.4	2.0	4.8	12.7	12.7	15.9	5.1	250
WP155-250-200	CLEAR	0.155	0.200	0.094	0.139	0.500	0.500	0.250	0.200	3.9	5.1	2.4	3.5	12.7	12.7	6.4	5.1	1000
WP155-250-238	CLEAR	0.155	0.238	0.094	0.177	0.500	1.500	0.250	0.200	3.9	6.0	2.4	4.5	12.7	12.7	6.4	5.1	1000
WP155-312-238	CLEAR	0.155	0.238	0.094	0.177	0.500	0.500	0.312	0.200	3.9	6.0	2.4	4.5	12.7	12.7	7.9	5.1	1000
WP155-375-238	CLEAR	0.155	0.238	0.094	0.177	0.500	0.500	0.375	0.200	3.9	6.0	2.4	4.5	12.7	12.7	9.5	5.1	500
WP155-500-390	CLEAR	0.155	0.390	0.094	0.329	0.500	0.500	0.500	0.200	3.9	9.9	2.4	8.4	12.7	12.7	12.7	5.1	250
WP180-250-180	CLEAR	0.180	0.180	0.119	0.119	0.500	0.500	0.250	0.200	4.6	4.6	3.0	3.0	12.7	12.7	6.4	5.1	1000
WP180-350-225	CLEAR	0.180	0.225	0.119	0.164	0.500	0.500	0.350	0.200	4.6	5.7	3.0	4.2	12.7	12.7	8.9	5.1	500
WP180-375-200	CLEAR	0.180	0.200	0.119	0.139	0.500	0.500	0.375	0.200	4.6	5.1	3.0	3.5	12.7	12.7	9.5	5.1	500
WP180-250-238	CLEAR	0.180	0.238	0.119	0.177	0.500	0.500	0.250	0.200	4.6	6.0	3.0	4.5	12.7	12.7	6.0	5.1	1000
WP180-500-200	CLEAR	0.180	0.200	0.119	0.139	0.500	0.500	0.500	0.200	4.6	5.1	3.0	3.5	12.7	12.7	12.7	5.1	250
WP180-500-238	CLEAR	0.180	0.238	0.119	0.238	0.500	0.500	0.500	0.200	4.6	6.0	3.0	6.0	12.7	12.7	12.7	5.1	250
WP200-250-238	CLEAR	0.200	0.238	0.139	0.177	0.500	0.500	0.250	0.200	5.1	6.0	3.5	4.5	12.7	12.7	6.4	5.1	1000
WP200-312-238	CLEAR	0.200	0.238	0.139	0.177	0.500	0.500	0.312	0.200	5.1	6.0	3.5	4.5	12.7	12.7	7.9	5.1	1000
WP200-312-275	CLEAR	0.200	0.275	0.139	0.275	0.500	0.500	0.312	0.200	5.1	7.0	3.5	7.0	12.7	12.7	7.9	5.1	1000
WP200-375-275	CLEAR	0.200	0.275	0.139	0.214	0.500	0.500	0.375	0.200	5.1	7.0	3.5	5.4	12.7	12.7	9.5	5.1	500
WP209-375-275	CLEAR	0.209	0.275	0.148	0.214	0.500	0.500	0.375	0.200	5.3	7.0	3.8	5.4	12.7	12.7	9.5	5.1	500
WP218-716-281	CLEAR	0.218	0.281	0.157	0.220	0.500	0.500	0.716	0.200	5.5	7.1	4.0	5.5	12.7	12.7	18.2	5.1	100
WP238-375-250	CLEAR	0.238	0.250	0.177	0.189	0.500	0.500	0.375	0.200	6.0	6.4	4.5	4.8	12.7	12.7	9.5	5.1	500
WP238-500-250	CLEAR	0.238	0.250	0.119	0.177	0.500	0.500	0.500	0.200	6.0	6.4	3.0	4.5	12.7	12.7	12.7	5.1	250
WP265-1180-515	CLEAR	0.265	0.515	0.204	0.454	0.500	0.500	1.180	0.200	6.7	13.1	5.1	11.5	12.7	12.7	30.0	5.1	50
WP265-1180-640	CLEAR	0.265	0.640	0.204	0.579	0.500	0.500	1.180	0.200	6.7	16.3	5.1	14.7	12.7	12.7	30.0	5.1	50
WP275-375-375	CLEAR	0.275	0.375	0.177	0.189	0.500	0.500	0.375	0.200	7.0	9.5	4.5	4.8	12.7	12.7	9.5	5.1	500
WP275-500-375	CLEAR	0.275	0.375	0.214	0.314	0.500	0.500	0.500	0.200	7.0	9.5	5.4	8.0	12.7	12.7	12.7	5.1	250
WP331-787-331	CLEAR	0.331	0.331	0.270	0.270	0.500	0.500	0.787	0.200	8.4	8.4	6.9	6.9	12.7	12.7	20.0	5.1	100
WP346-625-413	CLEAR	0.346	0.413	0.291	0.354	0.500	0.500	0.625	0.200	8.8	10.5	7.4	9.0	12.7	12.7	15.9	5.1	250
WP350-500-420	CLEAR	0.350	0.420	0.289	0.359	0.500	0.500	0.500	0.200	8.9	10.7	7.3	9.1	12.7	12.7	12.7	5.1	250
WP375-500-455	CLEAR	0.455	0.375	0.394	0.314	0.500	0.500	0.500	0.200	11.6	9.5	10.0	8.0	12.7	12.7	12.7	5.1	100
WP375-787-512	CLEAR	0.375	0.512	0.314	0.512	0.500	0.500	0.787	0.200	9.5	13.0	8.0	13.0	12.7	12.7	20.0	5.1	100
WP390-500-455	CLEAR	0.390	0.455	0.329	0.394	0.500	0.500	0.500	0.200	9.9	11.6	8.4	10.0	12.7	12.7	12.7	5.1	250
WP551-787-551	CLEAR	0.551	0.551	0.490	0.490	0.500	0.500	0.787	0.200	14.0	14.0	12.4	12.4	12.7	12.7	20.0	5.1	100
WP551-787-689	CLEAR	0.551	0.689	0.490	0.628	0.500	0.500	0.787	0.200	14.0	17.5	12.4	16.0	12.7	12.7	20.0	5.1	100
WP551-944-708	CLEAR	0.551	0.708	0.490	0.647	0.500	0.500	0.944	0.200	14.0	18.0	12.4	16.4	12.7	12.7	24.0	5.1	100

■ Washer Plug sizes are conveniently grouped first by washer diameter, and then by the larger plug diameter.

■ Thousands of variations possible.

■ Current pricing and additional sizes available at www.epsi.com

Starter Kit Available. See page 122



TIPS Tube Insert Plugs

600°F (315°C)



AVAILABLE
IN
CUSTOM
COLORS!

- Plugging of Tube and Pipe Ends
- Flat Washer Will Cover Only the Tube End
- U-Channel Washer can Extend Over Tube End
- Well Suited for Liquid Tight Seal, and Resistance to Blowout



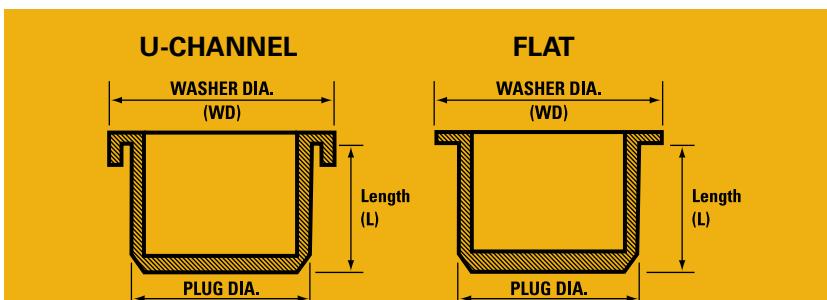
PRODUCT DESCRIPTION

Our Tube Insert Plugs (TIPS) are an inexpensive alternative to stoppers. Especially well suited as a liquid tight seal when a large plug diameter is compressed into a small hole. The design of the TIPS resists blowout when compared to a tapered stopper.

HELPFUL HINTS

- When plugging a hole, make sure that the major diameter of the plug is at least 10% larger than the diameter of the hole being plugged.

TIPS SERIES



PART NUMBER	COLOR	MJD (in)	MND (in)	PD (in)	PD1 (in)	PD2 (in)	PD3 (in)	PD3 (en)	CD (in)	WD (in)	L (in)	L (mm)	MJD (mm)	MND (mm)	PD (mm)	PD1 (mm)	PD2 (mm)	PD3 (mm)	CD (mm)	WD (mm)	PCS/BAG	OPEN/CLOSED
TIPS 022033-F	RUSTY	1.272	1.072	0.858	N/A	N/A	N/A	N/A	0.130	1.272	1.339	34.0	32.3	27.2	21.8	N/A	N/A	N/A	3.3	32.3	100	CLOSED
TIPS 027034-U	BLUE	N/A	N/A	0.941	N/A	N/A	N/A	N/A	N/A	1.335	0.980	24.9	N/A	N/A	23.9	N/A	N/A	N/A	N/A	33.9	100	CLOSED
TIPS 029037-F	RUSTY	1.449	1.309	1.157	N/A	N/A	N/A	N/A	0.126	N/A	1.449	36.8	36.8	33.2	29.4	N/A	N/A	N/A	3.2	N/A	100	CLOSED
TIPS 031041-F	RUSTY	N/A	N/A	1.228	N/A	N/A	N/A	N/A	N/A	1.598	1.063	27.0	N/A	N/A	31.2	N/A	N/A	N/A	N/A	40.6	100	CLOSED
TIPS 033039-F	RUSTY	1.299	0.961	N/A	N/A	N/A	N/A	N/A	N/A	1.535	1.201	30.5	33.0	24.4	N/A	N/A	N/A	N/A	N/A	39.0	100	CLOSED
TIPS 038048-F	RUSTY	1.870	1.634	N/A	1.495	1.460	1.190	1.190	0.120	N/A	1.319	33.5	47.5	41.5	N/A	38.0	37.1	30.2	3.0	N/A	100	CLOSED
TIPS 042052-F	RUSTY	2.035	1.862	1.645	N/A	N/A	N/A	N/A	0.199	N/A	2.035	51.7	51.7	47.3	41.8	N/A	N/A	N/A	5.1	N/A	100	CLOSED
TIPS 047056-F	RUSTY	2.201	2.040	1.850	N/A	N/A	N/A	N/A	0.170	N/A	1.500	38.1	55.9	51.8	47.0	N/A	N/A	N/A	4.3	N/A	50	OPEN
TIPS 047057-F	RUSTY	2.201	2.041	1.854	N/A	N/A	N/A	N/A	0.170	N/A	1.500	38.1	55.9	51.8	47.1	N/A	N/A	N/A	4.3	N/A	50	CLOSED

- Available in Other Colors as a Custom Order
- Current pricing and additional sizes available at www.epsi.com



866-ASK-EPSI (866-275-3774)
866-FAX-EPSI (866-329-3774)

44

Order online at
www.epsi.com

YOU ASK IT.
WE MASK IT.®

TOPS Shallow Tube Plugs

600°F (315°C)




AVAILABLE
IN
CUSTOM
COLORS!

- Masking Chamfered and Machined Bores
- Creates Liquid Tight Seal for E-Coat and Plating Applications
- Off-Set Handle for Easy Removal
- Plugging of Large Diameter Shallow Bores

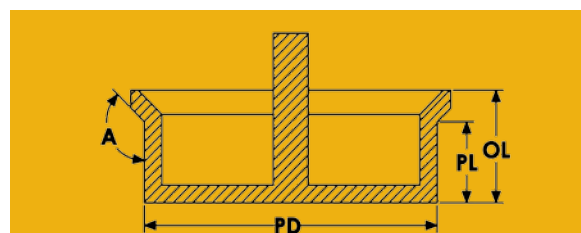
PRODUCT DESCRIPTION

The TOPS hollow body compresses against the inside walls of a bore to create a liquid/air tight seal. TOPS are especially effective when a large diameter, yet shallow through hole must be plugged on both sides. Traditional stoppers can "bottom-out" against each other before a correct seal is accomplished.



HELPFUL HINTS

- When plugging a hole, make sure that the major diameter of the plug is at least 10% larger than the diameter of the hole being plugged.
- Mask both ends of shallow machined bores with two plugs.



TOPS SERIES

PART NUMBER	COLOR	OL (in)	PD (in)	A	PL (in)	OL (mm)	PD (mm)	PL (mm)	PCS/BAG
TOPS 036020-L	YELLOW	0.787	1.402	N/A	0.791	20.0	35.6	20.1	100
TOPS 041016-L	YELLOW	0.618	1.598	135°	0.434	15.7	40.6	11.0	100
TOPS 046006-L	YELLOW	0.232	1.791	135°	0.434	5.9	45.5	11.0	100
TOPS 047034-L	YELLOW	1.339	1.831	N/A	0.625	34.0	46.5	15.9	50
TOPS 054020-L	YELLOW	0.791	2.110	135°	0.570	20.1	53.6	14.5	50
TOPS 075015-L	YELLOW	0.591	2.933	N/A	0.706	15.0	74.5	17.9	50
TOPS 090034-L	YELLOW	1.346	3.543	120°	1.180	34.2	90.0	30.0	25

■ Current pricing and additional sizes available at www.epsi.com ■ Available in Other Colors as a Custom Order



866-ASK-EPSI (866-275-3774)
866-FAX-EPSI (866-329-3774)

45

Order online at
www.epsi.com

**YOU ASK IT.
WE MASK IT.®**


BTM Blind-Hole Thread Mask Plugs

600°F (315°C)



AVAILABLE
IN
CUSTOM
COLORS!

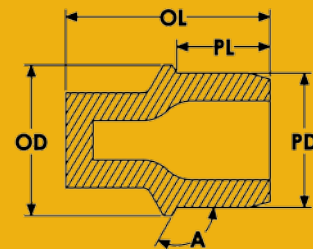
- Shallow Design is Ideal for Blind Hole Applications
- Flange Geometry is Specially Engineered to Mask off Lead-In Chamfers of Threads
- Make Sure Diameter of Mask is at Least 5% Greater than Hole Size.



PRODUCT DESCRIPTION

Our Blind-Hole Threaded Mask (BTM) product line is the answer to the common problem of masking off blind threaded holes. The BTM product line has several features engineered into their design to ensure complete sealing of threads.

Starter Kit Available.
See page 122



BTM SERIES

PART NUMBER	COLOR	OL (in)	PD (in)	A	PL (in)	PL2 (in)	WD (in)	SD (in)	OL (mm)	PD (mm)	PL (mm)	PL2 (mm)	WD (mm)	SD (mm)	PCS/BAG
BTM 0208-C	CLEAR	0.551	0.208	120°	0.215	0.197	0.248	N/A	14.0	5.3	5.5	5.0	6.3	N/A	500
BTM 0218-L	YELLOW	0.449	0.218	120°	0.201	0.197	0.260	N/A	11.4	5.5	5.1	5.0	6.6	N/A	500
BTM 0278-G	GREEN	0.500	0.278	120°	0.201	N/A	0.319	0.255	12.7	7.1	5.1	N/A	8.1	6.5	500
BTM 0283-U	BLUE	0.480	0.283	120°	0.197	N/A	0.331	0.235	12.2	7.2	5.0	N/A	8.4	6.0	500
BTM 0336-W	WHITE	0.598	0.336	120°	0.252	N/A	0.386	0.289	15.2	8.5	6.4	N/A	9.8	7.3	500
BTM 0358-N	PINK	0.591	0.358	120°	0.276	N/A	0.409	0.270	15.0	9.1	7.0	N/A	10.4	6.9	250
BTM 0392-O	ORANGE	0.752	0.392	100°	0.350	N/A	0.441	0.289	19.1	10.0	8.9	N/A	11.2	7.3	250
BTM 0426-F	RUSTY	0.791	0.426	120°	0.346	N/A	0.492	0.315	20.1	10.8	8.8	N/A	12.5	8.0	250
BTM 0451-C	CLEAR	0.752	0.451	120°	0.350	N/A	0.512	0.366	19.1	11.5	8.9	N/A	13.0	9.3	250
BTM 0583-G	GREEN	0.906	0.583	120°	0.433	N/A	0.654	0.390	23.0	14.8	11.0	N/A	16.6	9.9	100
BTM 0724-L	YELLOW	1.122	0.724	120°	0.512	N/A	0.811	0.512	28.5	18.4	13.0	N/A	20.6	13.0	100

Ⓞ The EPSI Guarantee means that this part is locally stocked and immediately available when you need it.

■ Current pricing and additional sizes available at www.epsi.com



866-ASK-EPSI (866-275-3774)
866-FAX-EPSI (866-329-3774)

46

Order online at
www.epsi.com

YOU ASK IT.
WE MASK IT.®

SPP Silicone Pull Plugs

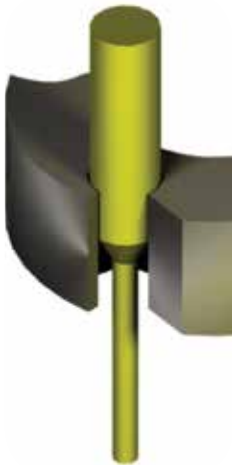
600°F (315°C)



AVAILABLE
IN
CUSTOM
COLORS!

■ When Pulled Through Holes, Large Diameter Compresses Until Released, Providing for a Tight Seal

■ Chamfered Neck and Smaller Pull-Tab Diameter Aid Insertion



PRODUCT DESCRIPTION

Our Silicone Pull Plug (SPP) product line is the industry standard solution for threaded and non-threaded through holes in powder coating and E-coating applications. With many sizes available, holes from 0.050" to 2.250" in diameter can easily be plugged.

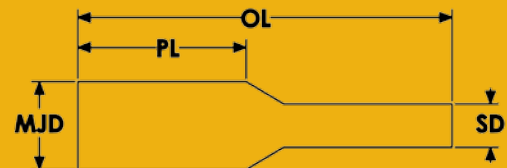
HELPFUL HINTS

• When plugging a hole, make sure that the major diameter of the plug is larger than the diameter of the hole being plugged by at least 4%.

- Keep in mind any interference issues that will be created by the Pull-Tab being exposed after plug is inserted.
- Not recommended for holes with a lead-in chamfer or a countersink that require protection from paint. For these applications, EPSI recommends the Weld Nut Pull Plug (WPP) or the Washer Plug (WP) lines.



Starter Kit Available. See page 121



SPP SERIES

PART NUMBER	COLOR	MJD (in)	OL (in)	PL (in)	SD (in)	MJD (mm)	OL (mm)	PL (mm)	SD (mm)	PCS/BAG
G SPP 0073X0625-G	GREEN	0.073	1.273	0.625	0.047	1.9	32.3	15.9	1.2	500
G SPP 0091X0625-L	YELLOW	0.091	1.275	0.625	0.062	2.3	32.4	15.9	1.6	500
G SPP 0091X1000-L	YELLOW	0.091	2.034	1.000	0.052	2.3	51.7	25.4	1.3	500
G SPP 0093X0625	GRAY	0.093	1.277	0.625	0.062	2.4	32.4	15.9	1.6	500
G SPP 0105X1000-U	BLUE	0.105	2.030	1.000	0.070	2.7	51.6	25.4	1.8	500
G SPP 0109X0625-R	RED	0.109	1.291	0.625	0.062	2.8	32.8	15.9	1.6	500
G SPP 0109X1000-R	RED	0.109	2.041	1.000	0.062	2.8	51.8	25.4	1.6	500
G SPP 0118X1000	CLEAR	0.118	2.031	1.000	0.082	3.0	51.6	25.4	2.1	500

Ⓞ The EPSI Guarantee means that this part is locally stocked and immediately available when you need it.

■ Current pricing and additional sizes available at www.epsi.com



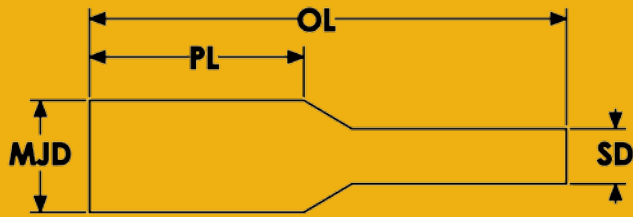
866-ASK-EPSI (866-275-3774)
866-FAX-EPSI (866-329-3774)

47

Order online at
www.epsi.com

**YOU ASK IT.
WE MASK IT.®**

SPP SERIES



PART NUMBER	ALTERNATE STOCK PART #	COLOR	MJD (in)	OL (in)	PL (in)	SD (in)	MJD (mm)	OL (mm)	PL (mm)	SD (mm)	PCS/BAG
G SPP 0125X0625-W		WHITE	0.125	1.287	0.625	0.082	3.2	32.7	15.9	2.1	500
G SPP 0130X0625-N		PINK	0.130	1.292	0.625	0.082	3.3	32.8	15.9	2.1	500
G SPP 0130X1000		CLEAR	0.130	2.042	1.000	0.082	3.3	51.9	25.4	2.1	500
G SPP 0140X0625-G		GREEN	0.140	1.300	0.625	0.082	3.6	33.0	15.9	2.1	500
G SPP 0145X1250-B		BLACK	0.145	2.545	1.250	0.093	3.7	64.6	31.8	2.4	500
G SPP 0154X0625-L		YELLOW	0.154	1.312	0.625	0.082	3.9	33.3	15.9	2.1	500
G SPP 0156X0625-Y		GRAY	0.156	1.314	0.625	0.082	4.0	33.4	15.9	2.1	500
G SPP 0156X1250-Y		GRAY	0.156	2.555	1.250	0.093	4.0	64.9	31.8	2.4	500
G SPP 0158X1000-O		ORANGE	0.158	2.056	1.000	0.093	4.0	52.2	25.4	2.4	500
G SPP 0158X1500-O		ORANGE	0.158	3.056	1.500	0.093	4.0	77.6	38.1	2.4	500
G SPP 0160X0780		CLEAR	0.160	1.596	0.780	0.118	4.1	40.5	19.8	3.0	500
G SPP 0162X0625-U		BLUE	0.162	1.310	0.625	0.093	4.1	33.3	15.9	2.4	500
G SPP 0175X1250-P		PURPLE	0.175	2.545	1.250	0.123	4.4	64.6	31.8	3.1	500
G SPP 0187X0625-R		RED	0.187	1.317	0.625	0.110	4.7	33.5	15.9	2.8	500
G SPP 0190X1250-L		YELLOW	0.190	2.574	1.250	0.140	4.8	65.4	31.8	3.6	500
G SPP 0195X0625-W		WHITE	0.195	1.324	0.625	0.110	5.0	33.6	15.9	2.8	500
G SPP 0195X1250-W		WHITE	0.195	2.574	1.250	0.110	5.0	65.4	31.8	2.8	500
G SPP 0197X1000-F		RUSTY	0.197	2.075	1.000	0.110	5.0	52.7	25.4	2.8	500
G SPP 0218X1000		CLEAR	0.218	2.094	1.000	0.110	5.5	53.2	25.4	2.8	500
G SPP 0225X1000-N		PINK	0.225	2.087	1.000	0.125	5.7	53.0	25.4	3.2	500
G SPP 0225X1181-N		PINK	0.225	2.453	1.181	0.120	5.7	62.3	30.0	3.0	500
G SPP 0236X0400-O		ORANGE	0.236	0.851	0.400	0.177	6.0	21.6	10.2	4.5	500
G SPP 0236X1250-O		ORANGE	0.236	2.561	1.250	0.165	6.0	65.0	31.8	4.2	500
G SPP 0244X1250-P		PURPLE	0.244	2.564	1.250	0.170	6.2	65.1	31.8	4.3	500
G SPP 0257-G	SPP 0257X1000-G	GREEN	0.257	2.110	1.000	0.130	6.5	53.6	25.4	3.3	500
G SPP 0260-U	SPP 0260X1000-U	BLUE	0.260	2.113	1.000	0.130	6.6	53.7	25.4	3.3	500
G SPP 0265-Y	SPP 0265X1250-Y	GRAY	0.265	2.568	1.250	0.186	6.7	65.2	31.8	4.7	500
G SPP 0275-L	SPP 0275X0950-L	YELLOW	0.275	2.026	0.950	0.130	7.0	51.5	24.1	3.3	500
G SPP 0281-R	SPP 0281X1000-R	RED	0.281	2.124	1.000	0.138	7.1	53.9	25.4	3.5	500
G SPP 0312X1000-Y		GRAY	0.312	2.143	1.000	0.147	7.9	54.4	25.4	3.7	500
G SPP 0312X1250-Y		GRAY	0.312	2.608	1.250	0.187	7.9	66.2	31.8	4.7	500
G SPP 0332-U	SPP 0332X1125-U	BLUE	0.332	2.071	1.250	0.250	8.4	52.6	31.8	6.4	500
G SPP 0335-W	SPP 0335X1000-W	WHITE	0.335	2.154	1.000	0.157	8.5	54.7	25.4	4.0	500
G SPP 0350	SPP 0350X900-C	CLEAR	0.350	1.967	0.900	0.157	8.9	50.0	22.9	4.0	500
G SPP 0370	SPP 0370X454-C	CLEAR	0.370	2.520	0.454	0.187	9.4	64.0	11.5	4.7	250
G SPP 0375-L	SPP 0375X1000-L	YELLOW	0.375	2.189	1.000	0.157	9.5	55.6	25.4	4.0	250
G SPP 0388-R	SPP 0388X1000-R	RED	0.388	2.200	1.000	0.157	9.9	55.9	25.4	4.0	250
G SPP 0400X1000		CLEAR	0.400	2.334	1.000	0.157	10.2	59.3	25.4	4.0	250

G The EPSI Guarantee means that this part is locally stocked and immediately available when you need it.

■ Current pricing and additional sizes available at www.epsi.com

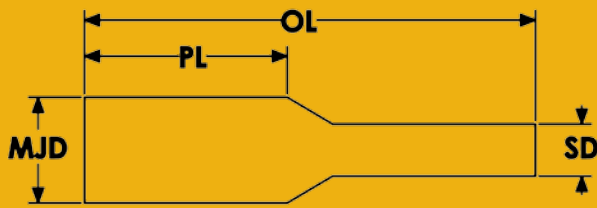


866-ASK-EPSI (866-275-3774)
866-FAX-EPSI (866-329-3774)

Order online at
www.epsi.com

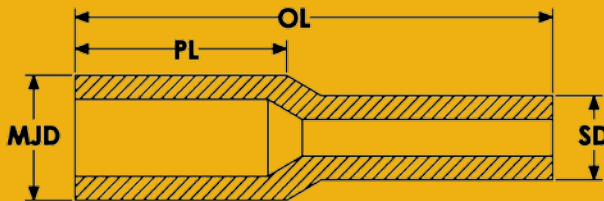


SPP SERIES



PART NUMBER	ALTERNATE STOCK PART #	COLOR	MJD (in)	OL (in)	PL (in)	SD (in)	MJD (mm)	OL (mm)	PL (mm)	SD (mm)	PCS/BAG
G SPP 0414-G	SPP 0414X1000-G	GREEN	0.414	2.223	1.000	0.157	10.5	56.5	25.4	4.0	250
G SPP 0437-F	SPP 0437X1250-F	RUSTY	0.437	2.113	1.250	0.306	11.1	53.7	31.8	7.8	250
G SPP 0440-L	SPP 0440X1000-L	YELLOW	0.440	2.245	1.000	0.157	11.2	57.0	25.4	4.0	250
G SPP 0440X2000-B		BLACK	0.440	4.245	2.000	0.157	11.2	107.8	50.8	4.0	250
G SPP 0445-Y	SPP 0445X1000-Y	GRAY	0.445	2.165	1.000	0.255	11.3	55.0	25.4	6.5	250
G SPP 0468-U	SPP 0468X1250-U	BLUE	0.468	2.689	1.250	0.250	11.9	68.3	31.8	6.4	250
G SPP 0500-W	SPP 0500X1000-W	WHITE	0.500	2.217	1.000	0.250	12.7	56.3	25.4	6.4	100
G SPP 0510	SPP 0510X1000-C	CLEAR	0.510	2.225	1.000	0.250	13.0	56.5	25.4	6.4	100
G SPP 0530-N	SPP 0530X1000-N	PINK	0.530	2.242	1.000	0.250	13.5	56.9	25.4	6.4	100
G SPP 0551	SPP 0551X1181-C	CLEAR	0.551	2.623	1.181	0.250	14.0	66.6	30.0	6.4	100
G SPP 0580-F	SPP 0580X1500-F	RUSTY	0.580	3.229	1.500	0.315	14.7	82.0	38.1	8.0	100
G SPP 0590-R	SPP 0590X1000-R	RED	0.590	2.294	1.000	0.250	15.0	58.3	25.4	6.4	100
G SPP 0612-L	SPP 0612X1000-L	YELLOW	0.612	2.314	1.000	0.250	15.5	58.8	25.4	6.4	100
G SPP 0640X1000-Y		GRAY	0.640	2.229	1.000	0.375	16.3	56.6	25.4	9.5	100
G SPP 0640X1772		CLEAR	0.640	3.773	1.772	0.375	16.3	95.8	45.0	9.5	100
G SPP 0700X1250-U		BLUE	0.700	2.781	1.250	0.375	17.8	70.6	31.8	9.5	100
G SPP 0700X1500-U		BLUE	0.700	3.285	1.500	0.371	17.8	83.4	38.1	9.4	100
G SPP 0729X1000-W		WHITE	0.729	2.359	1.000	0.315	18.5	59.9	25.4	8.0	100
G SPP 0729X1500-W		WHITE	0.729	3.297	1.500	0.386	18.5	83.7	38.1	9.8	100
G SPP 0740	SPP 0740X1890-C	CLEAR	0.740	4.074	1.890	0.364	18.8	103.5	48.0	9.2	100
G SPP 0770X1125		CLEAR	0.770	2.592	1.125	0.375	19.6	65.8	28.6	9.5	50
G SPP 0770X1500		CLEAR	0.770	3.314	1.500	0.408	19.6	84.2	38.1	10.4	50
G SPP 0809X1000-N		PINK	0.809	2.428	1.000	0.315	20.5	61.7	25.4	8.0	50
G SPP 0896X1000-G		GREEN	0.896	2.451	1.000	0.375	22.8	62.3	25.4	9.5	50
G SPP 1020-L	SPP 1020X1250-L	YELLOW	1.020	3.059	1.250	0.375	25.9	77.7	31.8	9.5	50
G SPP 1265-U	SPP 1265X2470-U	BLUE	1.265	5.514	2.470	0.625	32.1	140.1	62.7	15.9	50
G SPP 2000-F	SPP 2000X2000-F	RUSTY	2.000	5.050	2.000	0.787	50.8	128.3	50.8	20.0	25

HOLLOW SPP SERIES



PART NUMBER	ALTERNATE STOCK PART #	COLOR	MJD (in)	OL (in)	PL (in)	SD (in)	MJD (mm)	OL (mm)	PL (mm)	SD (mm)	PCS/BAG
SPP 1024-L	HSPP 1024X1772-L	YELLOW	1.024	4.000	1.772	0.689	26.0	101.6	45.0	17.5	50
SPP 1713-L	HSPP 1713X2756-L	YELLOW	1.713	6.250	2.756	0.866	43.5	158.8	70.0	22.0	50
SPP 2280-L	HSPP 2280X2000-L	YELLOW	2.280	6.000	2.000	1.140	57.9	152.4	50.8	29.0	10

G The EPSI Guarantee means that this part is locally stocked and immediately available when you need it.

■ Current pricing and additional sizes available at www.epsi.com



866-ASK-EPSI (866-275-3774)
866-FAX-EPSI (866-329-3774)

Order online at
www.epsi.com



DWP™

Double Washer Pull Plugs

600°F (315°C)



- Masks entry and exit threads simultaneously
- Designed for common metric threads
- Provides positive seal

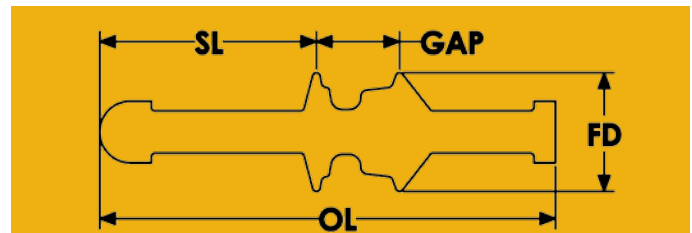
PRODUCT DESCRIPTION

The DWP™ should be used where it is necessary to protect both an entry and exit hole and its surrounding washer area. The pull tabs allow for the plug to be easily pulled through for secure placement. This product is color coded for quick identification.

HELPFUL HINTS

- When plugging a hole, make sure that the plug diameter is larger than the diameter of the hole being plugged by at least 5%.

DWP SERIES



PART NUMBER	COLOR	FD (in)	OL (in)	GAP (in)	SL (in)	FD (mm)	OL (mm)	GAP (mm)	SL (mm)	PCS/BAG
Ⓞ DWP M04	WHITE	0.174	1.044	0.125	0.465	4.4	26.5	3.2	11.8	1000
Ⓞ DWP M05	GREEN	0.207	1.175	0.140	0.533	5.3	29.8	3.6	13.5	1000
Ⓞ DWP M06	BLUE	0.243	1.239	0.176	0.574	6.2	31.5	4.5	14.6	1000
Ⓞ DWP M08	YELLOW	0.323	1.500	0.242	0.668	8.2	38.1	6.1	17.0	1000
Ⓞ DWP M10	BROWN	0.410	1.643	0.322	0.717	10.4	41.7	8.2	18.2	500
Ⓞ DWP M12	RED	0.503	1.870	0.377	0.820	12.8	47.5	9.6	20.8	500
Ⓞ DWP M16	GREEN	0.658	2.282	0.495	1.057	16.7	58.0	12.6	26.8	250
DWP M18	RED	0.748	2.282	0.495	1.074	19.0	58.0	12.6	27.3	100
DWP M20	PURPLE	0.866	2.816	0.512	1.617	22.0	71.5	13.0	41.1	100
DWP M22	GRAY	0.945	2.816	0.512	1.633	24.0	71.5	13.0	41.5	100

Ⓞ The EPSI Guarantee means that this part is locally stocked and immediately available when you need it.

■ Current pricing and additional sizes available at www.epsi.com



866-ASK-EPSI (866-275-3774)
866-FAX-EPSI (866-329-3774)

50

Order online at
www.epsi.com

**YOU ASK IT.
WE MASK IT.®**

SOMS Sink-O-Mask™ Plugs

600°F (315°C)



- Masking Through Holes and Surrounding Washer Area
- Sink-O-Mask™ Plugs Feature Pull Tab for Easy Removal After Coating

PRODUCT DESCRIPTION

The Sink-O-Mask™ (SOM™) should be used where it is necessary to protect both a through hole and its surrounding washer area. The tapered design of the flange resists lifting at the edges for a clean finish.

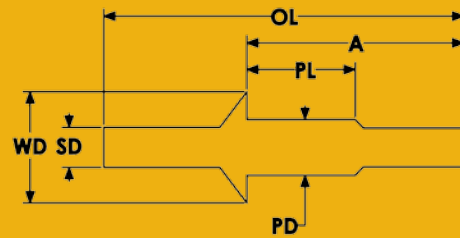
HELPFUL HINTS

- When plugging a hole, make sure that the plug diameter is larger than the diameter of the hole being plugged by at least 5%.



Starter Kit Available. See page 121

SOMS™ SERIES



PART NUMBER	COLOR	OL (in)	PD (in)	A (in)	PL (in)	WD (in)	SD (in)	OL (mm)	PD (mm)	A (mm)	PL (mm)	WD (mm)	SD (mm)	PCS/BAG
Ⓞ SOMS X2012-C	CLEAR	1.920	0.118	1.448	0.433	0.197	0.138	48.8	3.0	36.8	11.0	5.0	3.5	500
Ⓞ SOMS X3116-C	CLEAR	1.232	0.157	0.787	0.394	0.311	0.118	31.3	4.0	20.0	10.0	7.9	3.0	500
SOMS X4016-C	CLEAR	1.378	0.157	0.821	0.394	0.394	0.138	35.0	4.0	20.9	10.0	10.0	3.5	500
SOMS X4020-C	CLEAR	1.307	0.197	0.787	0.394	0.394	0.138	33.2	5.0	20.0	10.0	10.0	3.5	500
SOMS X4032-C	CLEAR	1.575	0.315	0.984	0.394	0.394	0.138	40.0	8.0	25.0	10.0	10.0	3.5	500
SOMS X4816-C	CLEAR	2.081	0.157	1.541	0.500	0.472	0.394	52.9	4.0	39.1	12.7	12.0	10.0	500
Ⓞ SOMS X5317-C	CLEAR	1.437	0.165	0.846	1.437	0.53	0.165	36.5	4.2	21.5	36.5	13.5	4.2	500
Ⓞ SOMS X6020-C	CLEAR	1.606	0.197	1.016	0.394	0.591	0.197	40.8	5.0	25.8	10.0	15.0	5.0	250
Ⓞ SOMS X6024-C	CLEAR	1.378	0.236	0.787	0.394	0.591	0.197	35.0	6.0	20.0	10.0	15.0	5.0	250
Ⓞ SOMS X6032-C	CLEAR	1.555	0.315	0.994	0.394	0.591	0.197	39.5	8.0	25.2	10.0	15.0	5.0	250
SOMS X6540-C	CLEAR	1.762	0.394	1.169	0.382	0.649	0.295	44.8	10.0	29.7	9.7	16.5	7.5	250
SOMS X7940-C	CLEAR	1.783	0.394	1.177	0.394	0.787	0.295	45.3	10.0	29.9	10.0	20.0	7.5	100
SOMS X7948-C	CLEAR	1.862	0.472	1.272	0.394	0.787	0.295	47.3	12.0	32.3	10.0	20.0	7.5	100

Ⓞ The EPSI Guarantee means that this part is locally stocked and immediately available when you need it.

- Sink-O-Mask™ Plug sizes are conveniently sorted by plug diameter.
- Current pricing and additional sizes available at www.epsi.com



866-ASK-EPSI (866-275-3774)
866-FAX-EPSI (866-329-3774)

51

Order online at
www.epsi.com

**YOU ASK IT.
WE MASK IT.®**

SMT/EMT Silicone & EPDM Moustail Plugs

600°F (315°C)/475°F (250°C)



- Can be Stretched to Provide a Leak-Proof Seal
- Ideal for Plugging Small or Hard to Reach Holes


- Great Resistance to Chemicals and Hydrocarbons (EMT)

TYPICAL INDUSTRIES USED

Powder Coating, E-Coating, Plating and Anodizing

TYPICAL APPLICATIONS

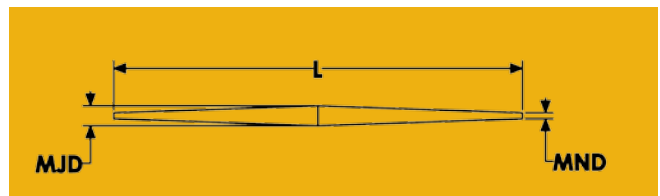
Moustail plugs are typically used as a plug for extremely small holes, especially in electronic components.



PRODUCT DESCRIPTION

Our Silicone Moustail (SMT) line is the ideal solution when masking small openings, threaded holes, and small irregularly contoured features. Their thin profiles make them extremely stretchy, allowing them to contract and fit into different size holes. Our high temperature Silicone is specially formulated to ensure reusability and reliability during masking. Our high temperature EPDM Moustail (EMT) is specially formulated to resist chemical attack and ensure reusability and economy during masking.

SMT/EMT SERIES



PART NUMBER	COLOR	MJD (in)	MND (in)	L (in)	L (mm)	MJD (mm)	MND (mm)	PCS/BAG
EMT 0079	BLACK	0.079	0.022	1.332	33.8	2.0	0.6	1000
EMT 0080	BLACK	0.080	0.023	2.083	52.9	2.0	0.6	1000
EMT 0083	BLACK	0.083	0.031	1.928	49.0	2.1	0.8	1000
EMT 0100	BLACK	0.100	0.030	2.080	52.8	2.5	0.8	1000
G SMT 0079	CLEAR	0.079	0.022	1.332	33.8	2.0	0.6	1000
G SMT 0080	CLEAR	0.080	0.023	2.083	52.9	2.0	0.6	1000
G SMT 0083	CLEAR	0.083	0.031	1.928	49.0	2.1	0.8	1000
G SMT 0100	CLEAR	0.100	0.030	2.080	52.8	2.5	0.8	1000

Ⓞ The EPSI Guarantee means that this part is locally stocked and immediately available when you need it.

■ Current pricing and additional sizes available at www.epsi.com



866-ASK-EPSI (866-275-3774)
866-FAX-EPSI (866-329-3774)

52

Order online at
www.epsi.com

**YOU ASK IT.
WE MASK IT.®**

TNM Thread-N-Mask Plugs

185°F (85°C)



- Plugging Threaded Holes in Plating and Anodizing Applications
- Self-Tapping for Liquid Tight Seal
- Great Chemical Resistance
- One-Time Use

PRODUCT DESCRIPTION

The Thread-N-Mask (TNM) plugs are self-tapping. Made from a pliable LDPE plastic, these plugs offer excellent chemical resistance. They are inexpensive enough to be used only one-time.

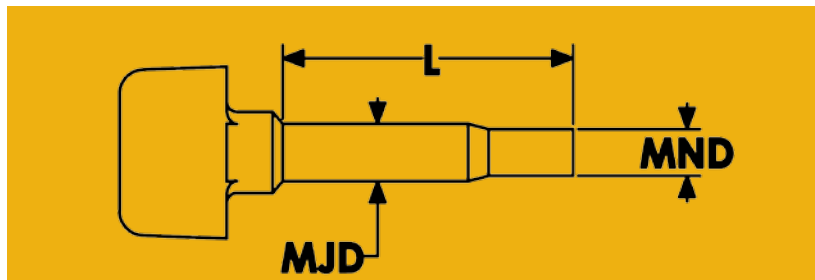
HELPFUL HINTS

- Insert the lead-in smaller diameter squarely into the threaded hole. Begin twisting the TNM plug. The TNM will begin to take on the shape of the threads, forming a leak-proof seal.
- It is recommended that at least 1/4 of the plug be threaded into the hole.

Starter Kit Available. See page 122



TNM SERIES



PART NUMBER	COLOR	MJD (in)	MND (in)	L (in)	L (mm)	MJD (mm)	MND (mm)	PCS/BAG
Ⓞ TNM 0082	WHITE	0.082	0.062	0.660	16.8	2.1	1.6	500
Ⓞ TNM 0100	WHITE	0.100	0.080	0.600	15.2	2.5	2.0	500
Ⓞ TNM 0106	WHITE	0.106	0.085	0.668	17.0	2.7	2.2	500
Ⓞ TNM 0120	WHITE	0.120	0.095	0.735	18.7	3.0	2.4	500
Ⓞ TNM 0131	WHITE	0.131	0.105	0.803	20.4	3.3	2.7	500
Ⓞ TNM 0156	WHITE	0.156	0.136	0.780	19.8	4.0	3.5	500
Ⓞ TNM 0171	WHITE	0.171	0.143	0.800	20.3	4.3	3.6	500
Ⓞ TNM 0186	WHITE	0.186	0.150	0.820	20.8	4.7	3.8	250
Ⓞ TNM 0212	WHITE	0.212	0.180	0.895	22.7	5.4	4.6	250
Ⓞ TNM 0270	WHITE	0.270	0.210	1.120	28.4	6.9	5.3	250
Ⓞ TNM 0335	WHITE	0.335	0.295	0.890	22.6	8.5	7.5	250
Ⓞ TNM 0400	WHITE	0.400	0.348	1.005	25.5	10.2	8.8	250
Ⓞ TNM 0470	WHITE	0.470	0.400	1.120	28.4	11.9	10.2	250

Ⓞ The EPSI Guarantee means that this part is locally stocked and immediately available when you need it.

■ Current pricing and additional sizes available at www.epsi.com



866-ASK-EPSI (866-275-3774)
866-FAX-EPSI (866-329-3774)

53

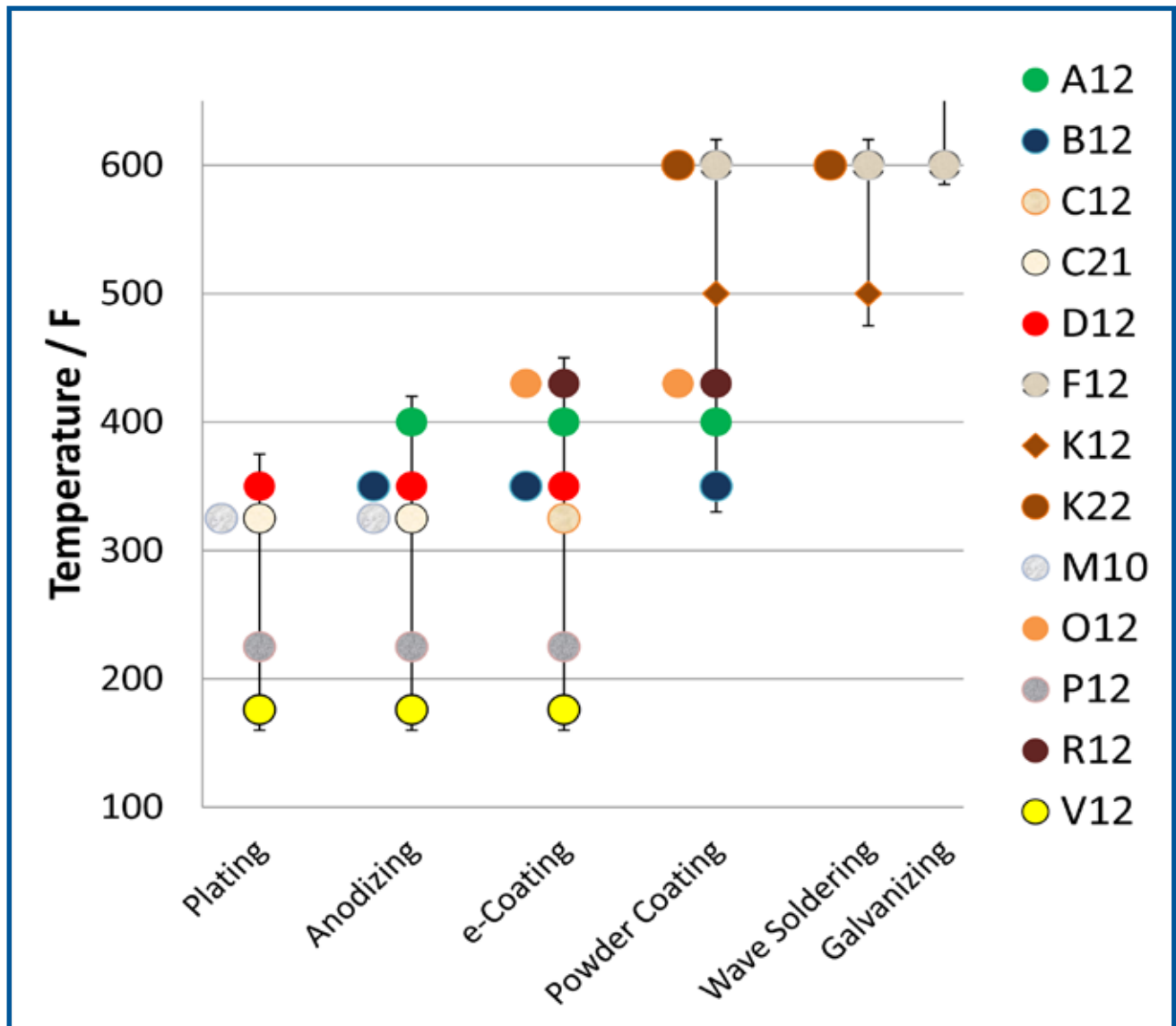
Order online at
www.epsi.com

**YOU ASK IT.
WE MASK IT.®**

Quality Tape 101 - A Selection Guide

EPSI is the industry leader in masking products and the EPSI Guarantee means we have the knowledge to find the best solution for every application. Let us put our decades of experience to work for you.

There's an EPSI masking tape for every application. Use this chart to match your application type and temperature range to the product that works best for you.



Tape 101 - Frequently Asked Questions

Q: The tape I'm currently using is lifting off of parts during the bake cycle. What's going wrong?

A: Once you're sure your parts are clean at the time of tape application, make sure you are using a tape with sufficient adhesion to "get stuck" to the parts. EPSI's A12 is the industry standard, and it adheres well to almost all clean, flat materials. In cases where more adhesion is needed (or getting parts perfectly clean isn't possible) use R12. For highly textured or curvaceous parts, consider a more conformable tape like B12 or D12 and a lower cycle temperature.



Q: The tape I'm using sticks too well, and we have to scrape off chunks with a razor blade after we bake, help!

A: Too much adhesion can overwhelm the strength of the film backing after powder coat bakeouts. When tape breakup happens during the removal process, try switching to Ultra Orange O12. If that's still not enough, a tougher film like the polyimide in K22 or the woven fiberglass in F12 will take the abuse of much higher temps.

Q: I'm trying to powder coat over a rough or dimpled surface, and the powder always bleeds under the edge of the tape. How can I get a tight line on a surface like this?

A: The 2.0 mil PET backing on a tape like A12 isn't allowing the adhesive to conform to the texture of that surface. Use D12 or B12 and burnish down the edges with a fingernail or a small plastic scraper. But be aware that the 1.0 mil PET on these tapes won't be able to take the same temps as a 2.0 mil tape. If switching to a lower temperature bake isn't possible, the 1.0 mil polyimide backing on K12 will give excellent conformability results with the same (or better) high temperature performance.

Q: I got a great deal on some green tape, but when I peel it off after baking, there's a residue that we have to wash off, and sometimes even green chunks, what's going on?

A: We call this defect "ghosting," and EPSI's tapes are formulated to be highly coherent: all the ingredients that make up the adhesive layer are "locked in" and can't leak out during the bake to leave a sheen behind. Check the selection guide to make sure that the temperature rating of the tape matches your bake-out cycle. Some manufacturers will add tackifiers or leave the adhesive undercured to give it better "thumb appeal" and initial tack. Be careful who you buy from; you pay the price with added cleanup after removal. The EPSI guarantee means a commitment to giving you the maximum value through the entire process.

EPSI Custom Tape Masking




NEW



The EPSI Guarantee means that we provide you with the best solutions for your masking needs. Sometimes that's an economical off-the-shelf product like our dots and patented Wishbones™, but often, only a custom shape will do. And only EPSI can provide these custom pieces with the same speed and economy as our stock products.

Plotter cutting is a highly customizable and inexpensive way to quickly develop masking solutions for your finishing tasks. This is a great way to mask complicated and irregular shapes. Whole kits of plotter cut masks can be made together on a roll to speed your masking processes.



Use the guide inside this brochure to determine the size and quantity of plotter cut masks that you need. Our engineering team, with years of experience designing custom shapes and masking products, will design and produce your custom solution, based on your parts and drawings. Our computer-controlled plotter cutter will quickly make you a custom product, for perfect custom masking every time.



866-ASK-EPSI (866-275-3774)
866-FAX-EPSI (866-329-3774)

56

Order online at
www.epsi.com

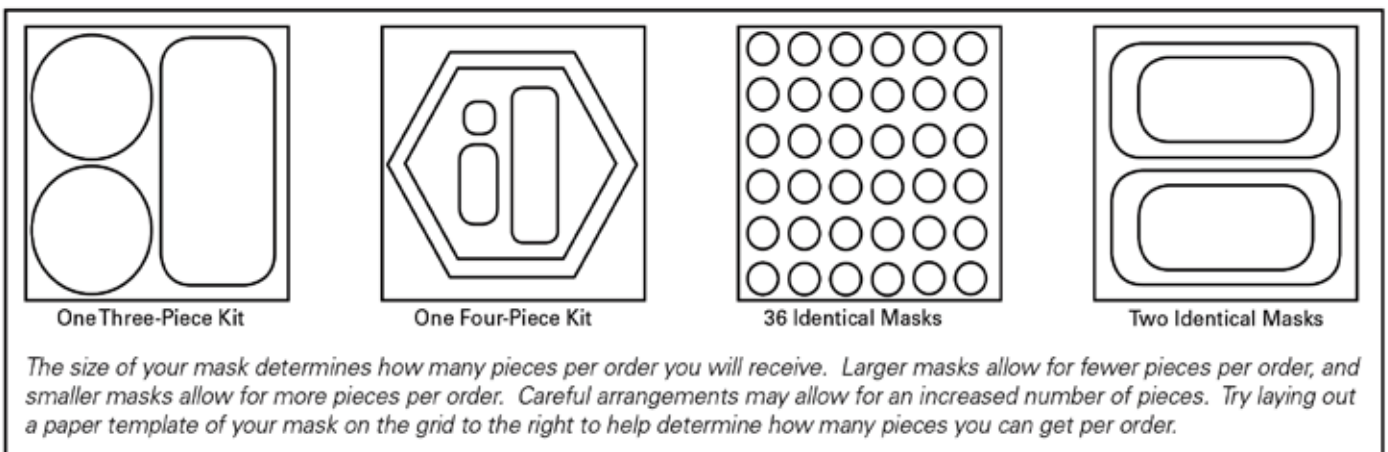
**YOU ASK IT.
WE MASK IT.®**

Instructions

- 1** Use the grid on the next page to estimate how many die cut pieces you can expect to receive on the roll. You can turn a mask in any direction, duplicate a mask multiple times in the work area and combine different masks to make a kit.
- 2** Send us your PO along with:
 - The selected tape
 - Your estimated piece count per roll
 - Your preferred shipping method
 - Indicate clearly what to mask on one of the following:
 - o 3D CAD model in: STEP, DXF, or IGES format
 - o A detailed engineering print
 - o A existing sample die cut
 - o A sample part to be masked
- 3** Our design engineers will process your order and send you a confirmation. Your masking requirements will be analyzed and the best fit on the tape roll will be developed.

You can expect to have your custom plotter cut masking shipped to you within one to two business days.

That's the EPSI Guarantee!



The size of your mask determines how many pieces per order you will receive. Larger masks allow for fewer pieces per order, and smaller masks allow for more pieces per order. Careful arrangements may allow for an increased number of pieces. Try laying out a paper template of your mask on the grid to the right to help determine how many pieces you can get per order.

Tape Descriptions

C21 \$44.95/ROLL

- Maximum Temperature: **325° F**
- High-Temp Rubber Adhesive
- Tough, Smooth Crepe Paper Carrier
- Tear Resistant & Solvent Resistant
- Straight, Clean Pain Lines
- Standard Usable Width 8" (Opt. 11")

A12 \$49.95/ROLL

- Maximum Temperature: **400° F**
- High-Temp Silicone Adhesive
- 2.0 mil PET Carrier
- 3.4 mil Total Thickness
- Clean Removal, No Residue
- Standard Usable Width 8" (Opt. 11")

012 \$54.95/ROLL

- Maximum Temperature: **430° F**
- High-Temp Silicone Adhesive
- 2.0 mil PET Carrier
- 3.2 mil Total Thickness
- Clean Removal, No Residue
- Standard Usable Width 8" (Opt. 11")

K22 \$139.95/ROLL

- Maximum Temperature: **500° F**
- High-Temp Silicone Adhesive
- 2.0 mil Polyimide Carrier
- 3.5 mil Total Thickness
- Clean Removal, No Residue
- Standard Usable Width 8"

■ Prices subject to change – consult your local EPSI sales rep or call 866-ASK-EPSI for current pricing.



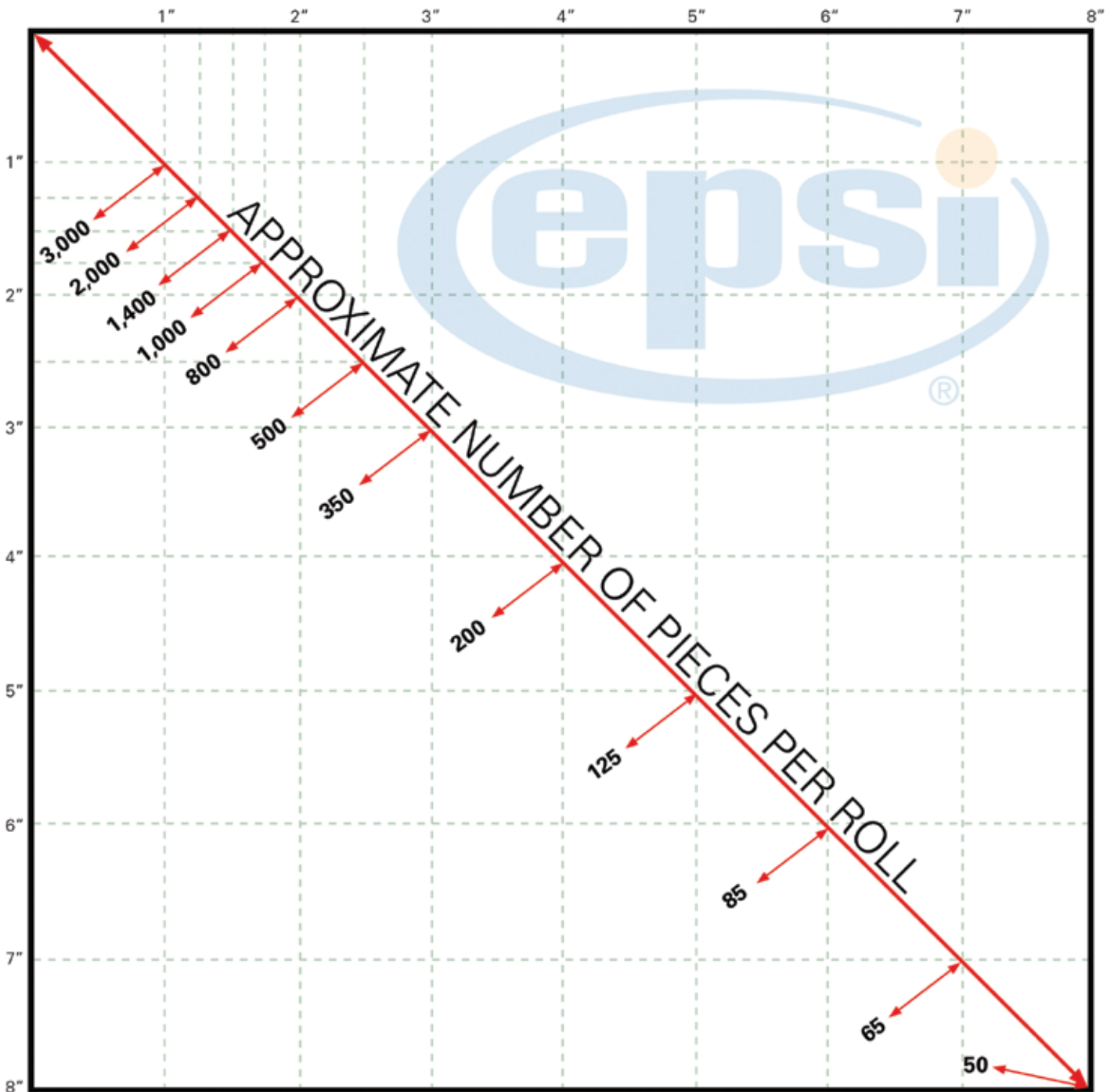
866-ASK-EPSI (866-275-3774)
866-FAX-EPSI (866-329-3774)

57

Order online at
www.epsi.com

**YOU ASK IT.
WE MASK IT.®**

Use this grid to estimate the number of pieces per roll



For example:

If each piece is about 1X1" you'll get up to 3,000 masks.

If each piece is about 3X3" you'll get about 350 masks.

If each piece is about 5X5" you'll get about 125 masks.

If each piece is about 8X8" you'll get about 50 masks.



866-ASK-EPSI (866-275-3774)
866-FAX-EPSI (866-329-3774)

58

Order online at
www.epsi.com

**YOU ASK IT.
WE MASK IT.**

A12 Green Poly Tape

400°F (204°C)

HOT



- Maximum Temperature: 400°F
- Total Thickness: 3.5 mils
- Hi-Temperature Silicone Adhesive System
- Removes Cleanly After Use
- No Shrinkage

PRODUCT DESCRIPTION

A12 is a polyester film, single coated with a silicone pressure sensitive adhesive.

TYPICAL APPLICATION

Masking in Powder Coating, E-Coating, Anodizing and Some Plating Applications.

CONSTRUCTION

Total Thickness	3.5 mils
Adhesive Thickness	1.5 mils
Carrier Thickness	2.0 mils
Adhesive Type	Silicone
Carrier Type	Polyester
Color	Green

SPECIFICATIONS

Maximum Temperature (F)	400°
Tensile Strength (lbs/inch)	50
Elongation (%)	110
Peel Adhesion (oz/inch)	35

Our A12 green polyester tape is the industry standard for general purpose powder coating applications. It is extremely economical and removes cleanly from surfaces without leaving a residue. A12 is ideal for applications such as taping off large surfaces, general purpose die cutting, and large volume runs.

400°F intermittent rating. Contact an EPSI representative for recommendations on tapes for continuous or extended use. Many factors can affect the use and performance of a product in a particular application. This product should be tested to determine the suitability for its intended use.



866-ASK-EPSI (866-275-3774)
866-FAX-EPSI (866-329-3774)

59

Order online at
www.epsi.com

**YOU ASK IT.
WE MASK IT.®**

A12 SERIES

PART NUMBER	Length (yds)	Standard Width (in)	Width (in)	Length (m)	Width (mm)	Case Qty
A12-00032	72	1/8 in	0.125	66	3.2	192
A12-00048	72	3/16 in	0.188	66	4.8	128
G A12-00064	72	1/4 in	0.250	66	6.4	96
G A12-00064 (case)						
A12-00079	72	5/16 in	0.313	66	8.0	76
G A12-00095	72	3/8 in	0.375	66	9.5	64
G A12-00095 (case)						
A12-00111	72	7/16 in	0.438	66	11.1	56
G A12-00127	72	1/2 in	0.500	66	12.7	48
G A12-00127 (case)						
A12-00143	72	9/16 in	0.563	66	14.3	44
G A12-00159	72	5/8 in	0.625	66	15.9	40
G A12-00159 (case)						
G A12-00190	72	3/4 in	0.750	66	19.0	32
G A12-00190 (case)						
A12-00222	72	7/8 in	0.875	66	22.2	28
G A12-00254	72	1 in	1.000	66	25.4	24
G A12-00254 (case)						
A12-00286	72	1 1/8 in	1.125	66	28.6	20
G A12-00318	72	1 1/4 in	1.250	66	31.8	20
G A12-00318 (case)						
A12-00349	72	1 3/8 in	1.375	66	34.9	16
G A12-00381	72	1 1/2 in	1.500	66	38.1	16
G A12-00381 (case)						
A12-00413	72	1 5/8 in	1.625	66	41.3	16
G A12-00445	72	1 3/4 in	1.750	66	44.5	16
G A12-00508	72	2 in	2.000	66	50.8	12
G A12-00508 (case)						
G A12-00572	72	2 1/4 in	2.250	66	57.2	12
G A12-00635	72	2 1/2 in	2.500	66	63.5	8
G A12-00699	72	2 3/4 in	2.750	66	69.9	8
G A12-00762	72	3 in	3.000	66	76.2	8
G A12-00762 (case)						
G A12-00889	72	3 1/2 in	3.500	66	88.9	8
G A12-01016	72	4 in	4.000	66	101.6	8
A12-01270	72	5 in	5.000	66	127.0	4
A12-01524	72	6 in	6.000	66	152.4	4
A12-01778	72	7 in	7.000	66	177.8	4
A12-02032	72	8 in	8.000	66	203.2	4
A12-02540	72	10 in	10.000	66	254.0	4
A12-03048	72	12 in	12.000	66	304.8	4
A12M-00120 (box)	72	N/A	0.472	66	12.0	32
A12M-00240 (box)	72	N/A	0.945	66	24.0	16
A12M-00480 (box)	72	N/A	1.890	66	48.0	8
A12M-00960 (box)	72	N/A	3.780	66	96.0	4

G The EPSI Guarantee means that this part is locally stocked and immediately available when you need it.

■ Current pricing and additional sizes available at www.epsi.com



866-ASK-EPSI (866-275-3774)
866-FAX-EPSI (866-329-3774)

60

Order online at
www.epsi.com



R12 Rusty Poly Tape

430°F (220°C)



■ Maximum Temperature: 430°F

■ Removes Cleanly After Use with No Shrinkage

PRODUCT DESCRIPTION

Our R12 rusty polyester tape is ideal for high temp powder coating and e-coating applications. It is an economical choice for applications requiring temperature resistance greater than general purpose green polyester tape, but less than the high temp polyimide tapes.

CONSTRUCTION

Total Thickness	3.4 mils
Adhesive Thickness	1.4 mils
Carrier Thickness	2.0 mils
Adhesive Type	Silicone
Carrier Type	Polyester

SPECIFICATIONS

Maximum Temperature (F)	430°
Tensile Strength (lbs/inch)	50
Elongation (%)	100
Peel Adhesion (oz/inch)	35

PART NUMBER	Length (yds)	Standard Width (in)	Width (in)	Length (m)	Width (mm)	Case Qty
R12-00064	72	1/4 in	0.250	66	6.4	96
R12-00095	72	3/8 in	0.375	66	9.5	64
G R12-00127	72	1/2 in	0.500	66	12.7	48
R12-00159	72	5/8 in	0.625	66	15.9	40
R12-00190	72	3/4 in	0.750	66	19.1	40
G R12-00254	72	1 in	1.000	66	25.4	32
R12-00318	72	1 1/4 in	1.250	66	31.8	20
G R12-00381	72	1 1/2 in	1.500	66	38.1	16
G R12-00508	72	2 in	2.000	66	50.8	12
G R12-00762	72	3 in	3.000	66	76.2	8
G R12-01016	72	4 in	4.000	66	101.6	8
R12-01270	72	5 in	5.000	66	127.0	4
R12-01524	72	6 in	6.000	66	152.4	4

G The EPSI Guarantee means that this part is locally stocked and immediately available when you need it.

■ Current pricing and additional sizes available at www.epsi.com

430°F intermittent rating. Contact an EPSI representative for recommendations on tapes for continuous or extended use. Many factors can affect the use and performance of a product in a particular application. This product should be tested to determine the suitability for its intended use.



866-ASK-EPSI (866-275-3774)
866-FAX-EPSI (866-329-3774)

61

Order online at
www.epsi.com

**YOU ASK IT.
WE MASK IT.**

O12 Ultra Orange Poly Tape

430°F (220°C)



- Maximum Temperature: 430°F
- Total Thickness: 3.5 mils
- Hi-Temperature Silicone Adhesive System
- Removes Cleanly After Use
- No Shrinkage
- More Flexible Than Green Poly

PRODUCT DESCRIPTION

O12 is a polyester film, single coated with a silicone pressure sensitive adhesive.

TYPICAL APPLICATION

Masking in Powder Coating, E-Coating, Anodizing and Some Plating Applications.

Our O12 Ultra Orange polyester tape is the industry standard for general purpose powder coating applications. It is extremely economical and removes cleanly from surfaces without leaving a residue. O12 is ideal for applications such as taping off large surfaces, general purpose die cutting, large volume runs, and multi-bake applications.

CONSTRUCTION

Total Thickness	3.5 mils
Adhesive Thickness	1.5 mils
Carrier Thickness	2.0 mils
Adhesive Type	Silicone
Carrier Type	Polyester
Color	Orange

SPECIFICATIONS

Maximum Temperature (F)	430°
Tensile Strength (lbs/inch)	50
Elongation (%)	110
Peel Adhesion (oz/inch)	35

430°F intermittent rating. Contact an EPSI representative for recommendations on tapes for continuous or extended use. Many factors can affect the use and performance of a product in a particular application. This product should be tested to determine the suitability for its intended use.



866-ASK-EPSI (866-275-3774)
866-FAX-EPSI (866-329-3774)

62

Order online at
www.epsi.com

**YOU ASK IT.
WE MASK IT.®**

O12 SERIES

PART NUMBER	Length (yds)	Standard Width (in)	Width (in)	Length (m)	Width (mm)	Case Qty
O12-00032	72	1/8 in	0.125	66	3.2	192
O12-00048	72	3/16 in	0.188	66	4.8	128
O12-00064	72	1/4 in	0.250	66	6.4	96
O12-00079	72	5/16 in	0.313	66	7.9	76
O12-00095	72	3/8 in	0.375	66	9.5	64
O12-00111	72	7/16 in	0.438	66	11.1	56
G O12-00127	72	1/2 in	0.500	66	12.7	48
G O12-00127 (case)						
O12-00143	72	9/16 in	0.563	66	14.3	44
O12-00159	72	5/8 in	0.625	66	15.9	40
G O12-00190	72	3/4 in	0.750	66	19.0	32
G O12-00190 (case)						
O12-00222	72	7/8 in	0.875	66	22.2	28
G O12-00254	72	1 in	1.000	66	25.4	24
G O12-00254 (case)						
O12-00286	72	1 1/8 in	1.125	66	28.6	20
O12-00318	72	1 1/4 in	1.250	66	31.8	20
O12-00349	72	1 3/8 in	1.375	66	34.9	16
G O12-00381	72	1 1/2 in	1.500	66	38.1	16
G O12-00381 (case)						
O12-00413	72	1 5/8 in	1.625	66	41.3	16
O12-00445	72	1 3/4 in	1.750	66	44.5	16
G O12-00508	72	2 in	2.000	66	50.8	12
G O12-00508 (case)						
O12-00572	72	2 1/4 in	2.250	66	57.2	12
O12-00635	72	2 1/2 in	2.500	66	63.5	12
O12-00699	72	2 3/4 in	2.750	66	69.9	12
G O12-00762	72	3 in	3.000	66	76.2	8
G O12-00762 (case)						
O12-00889	72	3 1/2 in	3.500	66	88.9	8
G O12-01016	72	4 in	4.000	66	101.6	8
G O12-01270	72	5 in	5.000	66	127.0	4
O12-01524	72	6 in	6.000	66	152.4	4
O12-01778	72	7 in	7.000	66	177.8	4
O12-02032	72	8 in	8.000	66	203.2	4
O12-02540	72	10 in	10.000	66	254.0	4
O12-03048	72	12 in	12.000	66	304.8	4

G The EPSI Guarantee means that this part is locally stocked and immediately available when you need it.

■ Current pricing and additional sizes available at www.epsi.com




866-ASK-EPSI (866-275-3774)
866-FAX-EPSI (866-329-3774)

Order online at
www.epsi.com



AW12 Green Wishbone Discs

400°F (204°C)



Made in USA

US Patent
#6,656,558
Canada
#2,279,007
France
#0 960 175
United Kingdom
#0 960 175
Germany
#698 14 358.2-08
Netherlands
#0 960 175
Italy
#0 960 175
Sweden
#0 960 175

HOT

- Maximum Temperature: 400°F
- Total Thickness (mils): 3.5 mils (w/o liner)
- Patented Pull Up Tab for Easy Placement and Removal
- Removal Tab in Center Eliminates Shadow Effect Found in Other Designs
- Easy-To-Find Tab; Even under Thickest Coatings
- Hi-Temperature Silicone Adhesive System
- Removes Cleanly After Use
- No Shrinkage

PRODUCT DESCRIPTION

AW12 is a polyester film, single coated with a silicone pressure sensitive adhesive. Tape is laminated with a center tab, and discs are rotary die-cut on a specially formulated fluorosilicone liner.

TYPICAL APPLICATION

Masking in Powder Coating, and Wet Spray. Also can be used for E-Coating, Anodizing and Plating applications (See Note Below).

CONSTRUCTION

Total Thickness	3.5 mils (w/o liner)
Adhesive Thickness	1.5 mils
Carrier Thickness	2.0 mils
Adhesive Type	Silicone
Carrier Type	Polyester
Color	Green

SPECIFICATIONS

Maximum Temperature (F)	400°
Tensile Strength (lbs/inch)	50
Elongation (%)	110
Peel Adhesion (oz/inch)	35

Our U.S. and Internationally Patented AW12 green polyester discs are rapidly becoming the discs of choice for general purpose powder coating applications. Easy grip tab aids in proper disc placement. Eliminate the "hunt" for buried discs that cause rework; the easy-to-find tab makes locating and removing the disc quick and free from surface marring. AW12 discs are cut with high-precision rotary tooling.

400°F intermittent rating. Contact an EPSI representative for recommendations on tapes for continuous or extended use. Many factors can affect the use and performance of a product in a particular application. This product should be tested to determine the suitability for its intended use.



866-ASK-EPSI (866-275-3774)
866-FAX-EPSI (866-329-3774)




64

Order online at
www.epsi.com

YOU ASK IT.
WE MASK IT.®

AW12 SERIES

PART NUMBER	Diameter (in)	Standard Diameter (in)	Diameter (mm)	Discs Per Roll
AW12-0095	0.375	3/8 in	9.5	500
G AW12-0100	0.394	----	10.0	500
G AW12-0111	0.438	7/16 in	11.1	500
G AW12-0127	0.500	1/2 in	12.7	500
G AW12-0143	0.563	9/16 in	14.3	500
AW12-0151	0.594	19/32 in	15.1	500
G AW12-0159	0.625	5/8 in	15.9	500
AW12-0160	0.630	----	16.0	500
G AW12-0174	0.685	11/16 in	17.4	500
G AW12-0190	0.750	3/4 in	19.0	500
AW12-0200	0.787	----	20.0	500
G AW12-0206	0.812	13/16 in	20.6	500
AW12-0214	0.843	27/32 in	21.4	500
G AW12-0222	0.875	7/8 in	22.2	500
G AW12-0254	1.000	1 in	25.4	500
G AW12-0270	1.063	1 1/16 in	27.0	500
G AW12-0286	1.125	1 1/8 in	28.6	500
G AW12-0318	1.250	1 1/4 in	31.8	500
G AW12-0349	1.375	1 3/8 in	34.9	500
G AW12-0381	1.500	1 1/2 in	38.1	500
G AW12-0413	1.625	1 5/8 in	41.3	250
G AW12-0445	1.750	1 3/4 in	44.5	250
G AW12-0476	1.875	1 7/8 in	47.6	250
G AW12-0508	2.000	2 in	50.8	250
G AW12-0572	2.250	2 1/4 in	57.2	100
G AW12-0603	2.375	2 3/8 in	60.3	100
G AW12-0635	2.500	2 1/2 in	63.5	100
AW12-0699	2.750	2 3/4 in	69.9	100
AW12-0762	3.000	3 in	76.2	100
G AW12-1016	4.000	4 in	101.6	100



G The EPSI Guarantee means that this part is locally stocked and immediately available when you need it.

■ Current pricing and additional sizes available at www.epsi.com



866-ASK-EPSI (866-275-3774)
866-FAX-EPSI (866-329-3774)

65


Order online at
www.epsi.com

**YOU ASK IT.
WE MASK IT.®**

AD12 Green Poly Discs



400°F (204°C)



- Maximum Temperature: 400°F
- Removes Cleanly After Use with No Shrinkage

PRODUCT DESCRIPTION

AD12 is a polyester film, single coated with a silicone pressure sensitive adhesive. Tape is laminated and discs are rotary die-cut on a specially formulated fluorosilicone liner.

TYPICAL APPLICATION

Powder Coating, E-Coating and Anodizing.

CONSTRUCTION

Total Thickness	3.5 mils (w/o liner)
Adhesive Thickness	1.5 mils
Carrier Thickness	2.0 mils
Adhesive Type	Silicone
Carrier Type	Polyester
Color	Green

SPECIFICATIONS

Maximum Temperature (F)	400°
Tensile Strength (lbs/inch)	50
Elongation (%)	110
Peel Adhesion (oz/inch)	35

AD12 SERIES

PART NUMBER	Diameter (in)	Standard Diameter (in)	Diameter (mm)	Discs Per Roll
G AD12-0032	0.125	1/8 in	3.2	2000
G AD12-0048	0.188	3/16 in	4.8	2000
G AD12-0064	0.250	1/4 in	6.4	2000
G AD12-0079	0.313	5/16 in	7.9	2000
G AD12-0095	0.375	3/8 in	9.5	2000
G AD12-0100	0.394	----	10.0	2000
G AD12-0111	0.438	7/16 in	11.1	2000
G AD12-0127	0.500	1/2 in	12.7	2000
AD12-0127 MEGA	0.500	1/2 in	12.7	10000
G AD12-0143	0.563	9/16 in	14.3	2000
G AD12-0159	0.625	5/8 in	15.9	2000
G AD12-0174	0.685	11/16 in	17.4	1000
G AD12-0190	0.750	3/4 in	19.0	1000
AD12-0190 MEGA	0.750	3/4 in	19.0	5000
G AD12-0222	0.875	7/8 in	22.2	1000
G AD12-0237	0.937	15/16 in	23.7	500
G AD12-0250	0.984	----	25.0	500
G AD12-0254	1.000	1 in	25.4	500
AD12-0254 MEGA	1.000	1 in	25.4	2500

G The EPSI Guarantee means that this part is locally stocked and immediately available when you need it.

400°F intermittent rating. Contact an EPSI representative for recommendations on tapes for continuous or extended use. Many factors can affect the use and performance of a product in a particular application. This product should be tested to determine the suitability for its intended use.



866-ASK-EPSI (866-275-3774)
866-FAX-EPSI (866-329-3774)

66

Order online at
www.eps.com

**YOU ASK IT.
WE MASK IT.**

AD12 SERIES (Continued)

PART NUMBER	Diameter (in)	Standard Diameter (in)	Diameter (mm)	Discs Per Roll
G AD12-0286	1.125	1 1/8 in	28.6	500
G AD12-0302	1.187	1 3/16 in	30.2	500
G AD12-0318	1.250	1 1/4 in	31.8	500
G AD12-0349	1.375	1 1/4 in	34.9	500
G AD12-0365	1.438	1 7/16 in	36.5	500
G AD12-0381	1.500	1 1/2 in	38.1	500
G AD12-0413	1.625	1 5/8 in	41.3	500
G AD12-0445	1.750	1 3/4 in	44.5	500
G AD12-0460	1.183	---	46.0	500
G AD12-0476	1.875	1 7/8 in	47.6	500
G AD12-0508	2.000	2 in	50.8	250
G AD12-0572	2.250	2 1/4 in	57.2	250
AD12-0572 MEGA	2.250	2 1/4 in	57.2	1250
G AD12-0635	2.500	2 1/2 in	63.5	250
AD12-0635 MEGA	2.500	2 1/2 in	63.5	1250
G AD12-0667	2.625	2 5/8 in	66.7	250
G AD12-0699	2.750	2 3/4 in	69.9	250
G AD12-0762	3.000	3 in	76.2	250
G AD12-0825	3.250	3 1/4 in	82.5	100
G AD12-0889	3.500	3 1/2 in	88.9	100
G AD12-0952	3.750	3 3/4 in	95.2	100
G AD12-1016	4.000	4 in	101.6	100
G AD12-1079	4.250	4 1/4 in	107.9	100
G AD12-1143	4.500	4 1/2 in	114.3	100
G AD12-1270	5.000	5 in	127.0	100
G AD12-1397	5.500	5 1/2 in	139.7	100
G AD12-1524	6.000	6 in	152.4	100
G AD12-1588	6.250	6 1/4 in	158.8	100

AD12 SERIES [With Slit Back Liner]

PART NUMBER	Diameter (in)	Standard Diameter (in)	Diameter (mm)	Discs Per Roll
AD12-0127-S	0.500	1/2 in	12.7	2000
AD12-0159-S	0.625	5/8 in	15.9	2000
AD12-0190-S	0.750	3/4 in	19.0	1000
AD12-0254-S	1.000	1 in	25.4	500
AD12-0286-S	1.125	1 1/8 in	28.6	500
AD12-0318-S	1.250	1 1/4 in	31.8	500
AD12-0381-S	1.500	1 1/2 in	38.1	500
AD12-0445-S	1.750	1 3/4 in	44.5	500
AD12-0508-S	2.000	2 in	50.8	250
AD12-0572-S	2.250	2 1/4 in	57.2	250
AD12-0635-S	2.500	2 1/2 in	63.5	250
AD12-0762-S	3.000	3 in	76.2	250

G The EPSI Guarantee means that this part is locally stocked and immediately available when you need it.

■ Current pricing and additional sizes available at www.epsi.com

■ Custom sizes and shapes can be produced in as little as 2 days



866-ASK-EPSI (866-275-3774)
866-FAX-EPSI (866-329-3774)

67

Order online at
www.epsi.com

**YOU ASK IT.
WE MASK IT.**

AH12 Green Poly Donuts

400°F (204°C)



- Maximum Temperature: 400°F
- Removes Cleanly After Use with No Shrinkage

PRODUCT DESCRIPTION

AH12 is a polyester film, single coated with a silicone pressure sensitive adhesive. Tape is laminated and discs are rotary die-cut on a specially formulated fluorosilicone liner.

TYPICAL APPLICATION

Powder Coating, E-Coating and Anodizing.

CONSTRUCTION

Total Thickness	3.5 mils (w/o liner)
Adhesive Thickness	1.5 mils
Carrier Thickness	2.0 mils
Adhesive Type	Silicone
Carrier Type	Polyester
Color	Green

SPECIFICATIONS

Maximum Temperature (F)	400°
Tensile Strength (lbs/inch)	50
Elongation (%)	110
Peel Adhesion (oz/inch)	35

AH12 SERIES

PART NUMBER	ID (in)	OD (in)	ID (mm)	OD (mm)	Discs Per Roll
AH12-0095X0048	0.189	0.375	4.8	9.5	2000
AH12-0127X0064	0.250	0.500	6.4	12.7	2000
AH12-0159X0064	0.250	0.625	6.4	15.9	2000
AH12-0159X0095	0.375	0.625	9.5	15.9	2000
AH12-0190X0064	0.250	0.750	6.4	19.0	1000
AH12-0254X0048	0.189	1.000	4.8	25.4	500
AH12-0254X0064	0.250	1.000	6.4	25.4	500
AH12-0381X0095	0.375	1.500	9.5	25.4	500
AH12-0381X0254	1.000	1.500	25.4	25.4	500

400°F intermittent rating. Contact an EPSI representative for recommendations on tapes for continuous or extended use. Many factors can affect the use and performance of a product in a particular application. This product should be tested to determine the suitability for its intended use.



866-ASK-EPSI (866-275-3774)
866-FAX-EPSI (866-329-3774)

68

Order online at
www.epsi.com

**YOU ASK IT.
WE MASK IT.**

K12/K22^{1 & 2 mil} Polyimide Tape

500°F (260°C)/600°F (315°C)



- **Maximum Temperature: 500°F (K12) & 600°F (K22)**
- **K12 is Thin and Conformable, Enabling Masking of Uneven Surfaces**
- **K22's High-Strength Backing Provides Superior Puncture, Tear and Abrasion Resistance**
- **Removes Cleanly without Adhesive Residue After Exposure to Heat and/or Chemicals**
- **Resistant to Chemical Attack**
- **Flame-Retardant and Excellent Electrical Insulation**

PRODUCT DESCRIPTION

Our **K12 polyimide film tape** combines a 1.6 mil high temperature pressure sensitive adhesive with a 1.0 mil flexible carrier to create a tape product which is perfect for high temperature masking needs. Typical applications include the protection of printed circuit board gold finger contact leads during wave soldering.

Our **K22 polyimide film tape** combines a 1.5 mil high temperature pressure sensitive adhesive with a 2.0 mil flexible carrier to create a tape product which is perfect for high temperature masking needs. Typical applications include the electrical insulation of high temperature coils, motors and transformers meeting Class H requirements.

TYPICAL APPLICATION

Powder Coating, E-Coating, Wave Soldering, Circuit Board Insulation, and Hot Air Leveling. The product is UL approved for use in the electrical insulation applications meeting class H requirements.

CONSTRUCTION

	K12	K22
Total Thickness	2.6 mils	3.5 mils
Adhesive Thickness	1.6 mils	1.5 mils
Carrier Thickness	1.0 mil	2.0 mils
Adhesive Type	Silicone	Silicone
Carrier Type	Polyimide	Polyimide
Color	Amber	Amber

SPECIFICATIONS

	K12	K22
Maximum Temperature (F)	500°	600°
Tensile Strength (lbs/inch)	30	55
Elongation (%)	60	60
Peel Adhesion (oz/inch)	25	22
Dielectric Strength (volts)	6800	12000
Government Specifications	UL Number E197661	NA

500°F & 600°F intermittent rating. Contact an EPSI representative for recommendations on tapes for continuous or extended use. Many factors can affect the use and performance of a product in a particular application. This product should be tested to determine the suitability for its intended use.



866-ASK-EPSI (866-275-3774)
866-FAX-EPSI (866-329-3774)

69

Order online at
www.epsi.com

**YOU ASK IT.
WE MASK IT.**

K12 SERIES

PART NUMBER	Length (yds)	Standard Width (in)	Width (in)	Length (m)	Width (mm)	Case Qty
K12-00032	36	1/8 in	0.013	33	3.2	192
K12-00064	36	1/4 in	0.250	33	6.4	96
K12-00095	36	3/8 in	0.375	33	9.5	64
G K12-00127	36	1/2 in	0.500	33	12.7	48
K12-00159	36	5/8 in	0.625	33	15.9	40
G K12-00190	36	3/4 in	0.750	33	19.1	32
G K12-00254	36	1 in	1.000	33	25.4	24
K12-00286	36	1 1/8 in	1.125	33	28.6	20
G K12-00318	36	1 1/4 in	1.250	33	31.8	20
G K12-00381	36	1 1/2 in	1.500	33	38.1	16
G K12-00508	36	2 in	2.000	33	50.8	12
G K12-00762	36	3 in	3.000	33	76.2	8
K12-01016	36	4 in	4.000	33	101.6	8
K12-01524	36	6 in	6.000	33	152.4	4

K22 SERIES

PART NUMBER	Length (yds)	Standard Width (in)	Width (in)	Length (m)	Width (mm)	Case Qty
K22-00032	36	1/8 in	0.013	33	3.2	192
K22-00064	36	1/4 in	0.250	33	6.4	96
K22-00095	36	3/8 in	0.375	33	9.5	64
K22-00111	36	7/16 in	0.437	33	11.1	56
G K22-00127	36	1/2 in	0.500	33	12.7	48
G K22-00159	36	5/8 in	0.625	33	15.9	40
G K22-00190	36	3/4 in	0.750	33	19.1	32
G K22-00254	36	1 in	1.000	33	25.4	24
K22-00286	36	1 1/8 in	1.125	33	28.6	20
G K22-00381	36	1 1/2 in	1.500	33	38.1	16
G K22-00508	36	2 in	2.000	33	50.8	12
G K22-00762	36	3 in	3.000	33	76.2	8
K22-01016	36	4 in	4.000	33	101.6	8

G The EPSI Guarantee means that this part is locally stocked and immediately available when you need it.

■ Current pricing and additional sizes available at www.epsi.com



866-ASK-EPSI (866-275-3774)
866-FAX-EPSI (866-329-3774)

70

Order online at
www.epsi.com

**YOU ASK IT.
WE MASK IT.®**

KD22 2 mil Polyimide Discs

600°F (315°C)



- Maximum Temperature: 600°F
- Total Thickness: 3.5 mils (w/o liner)
- High-Strength Backing Provides Superior Puncture, Tear and Abrasion Resistance
- Removes Cleanly After Use
- Resistant to Chemical Attack
- Flame-Retardant
- Excellent Electrical Insulation

PRODUCT DESCRIPTION

KD22 is a 2.0 mil thick polyimide film, single coated with a high-performance silicone pressure sensitive adhesive. Tape is laminated and discs are rotary die-cut on a specially formulated fluorosilicone liner.

TYPICAL APPLICATION

Powder Coating, E-Coating, Wave Soldering, Circuit Board Insulation. Electrical insulation of various high temperature coils, motors, and transformers meeting class H Requirements.

CONSTRUCTION

Total Thickness	3.5 mils (w/o liner)
Adhesive Thickness	1.5 mils
Carrier Thickness	2.0 mils
Adhesive Type	Silicone
Carrier Type	Polyimide
Color	Amber

SPECIFICATIONS

Maximum Temperature (F)	600°
Tensile Strength (lbs/inch)	55
Elongation (%)	60
Peel Adhesion (oz/inch)	22
Dielectric Strength (volts)	12000

Our KD22 polyimide discs combine 1.5 mils of high temperature pressure sensitive silicone adhesive with a 2.0 mil flexible carrier to create a tape product which is perfect for high temperature masking needs. Typical applications include the electrical insulation of high temperature coils, motors and transformers meeting Class H requirements.

600°F intermittent rating. Contact an EPSI representative for recommendations on tapes for continuous or extended use. Many factors can affect the use and performance of a product in a particular application. This product should be tested to determine the suitability for its intended use.



866-ASK-EPSI (866-275-3774)
866-FAX-EPSI (866-329-3774)

71

Order online at
www.epsi.com

**YOU ASK IT.
WE MASK IT.**

KD22 SERIES

PART NUMBER	Diameter (in)	Standard Diameter (in)	Diameter (mm)	Discs Per Roll
KD22-0064	0.250	1/4 in	6.4	2000
KD22-0087	0.343	11/32 in	8.7	2000
KD22-0095	0.375	3/8 in	9.5	2000
KD22-0127	0.500	1/2 in	12.7	2000
KD22-0190	0.750	3/4 in	19.0	1000
KD22-0254	1.000	1 in	25.4	500
KD22-0381	1.500	1 1/2 in	38.1	500
KD22-0508	2.000	2 in	50.8	100


■ Other sizes available upon request.

■ Custom shapes and sizes can be produced in as little as 2 days.

■ All rolls over 1/2" can be produced with a slit back liner. When ordering, add "-S" to the part number. Example: KD22-0127-S

■ Current pricing available at www.epsi.com

KW22 - Patented Wishbone Discs



■ Patented Pull Up Tab for Easy Placement and Removal

■ Removal Tab in Center Eliminates Shadow Effect Found in Other Designs

■ Easy-To-Find Tab; Even Under Thickest Coatings

US Patent #6,656,558

European Patent #0 960 175,

German Patent #698 14 358.2-08

PRODUCT DESCRIPTION

Our U.S. and Internationally Patented KW22 polyimide discs are rapidly becoming the discs of choice for general purpose powder coating applications. Easy grip tab aids in proper disc placement. Eliminate the "hunt" for buried discs that cause rework; the easy-to-find tab makes

locating and removing the disc quick and free from surface marring. KW22 discs are cut with high-precision rotary tooling.



KW22 SERIES

Patented

PART NUMBER	Diameter (in)	Standard Diameter (in)	Diameter (mm)	Discs Per Roll
KW22-0127	0.500	1/2 in	12.7	500
KW22-0159	0.625	5/8 in	15.9	500
KW22-0190	0.750	3/4 in	19.0	500
KW22-0254	1.000	1 in	25.4	500
KW22-0381	1.500	1 1/2 in	38.1	200
KW22-0508	2.000	2 in	50.8	250

■ Current pricing and additional sizes available at www.epsi.com



866-ASK-EPSI (866-275-3774)
866-FAX-EPSI (866-329-3774)

72

Order online at
www.epsi.com

**YOU ASK IT.
WE MASK IT.®**

B12 Blue Poly Tape

350°F (175°C)



- Extremely Conformable
- Good Chemical Resistance
- Prevents Leakage
- Removes Cleanly After Use

PRODUCT DESCRIPTION

Our B12 blue polyester tape is ideal for general powder coating applications; it is the industry standard for conformable polyesters. B12 removes cleanly from surfaces without leaving a residue, and is well-suited for applications such as taping off large surfaces, general purpose die cutting, PC board masking, and sharp edge masking.

SPECIFICATIONS

Maximum Temperature (F)	350°
Tensile Strength (lbs/inch)	22
Elongation (%)	80
Peel Adhesion (oz/inch)	25
Dielectric Strength (volts)	5000

CONSTRUCTION

Total Thickness	3.0 mils
Adhesive Thickness	2.0 mils
Carrier Thickness	1.0 mils
Adhesive Type	Silicone
Carrier Type	Polyester
Color	Light Blue

B12 SERIES

PART NUMBER	Length (yds)	Standard		Length (m)	Width (mm)	Case Qty
		Width (in)	Width (in)			
B12-00032	72	1/8 in	0.125	66	3.2	192
B12-00064	72	1/4 in	0.250	66	6.4	128
G B12-00127	72	1/2 in	0.500	66	12.7	48
G B12-00190	72	3/4 in	0.750	66	19.0	32
G B12-00254	72	1 in	1.000	66	25.4	24
G B12-00381	72	1 1/2 in	1.500	66	38.1	16
G B12-00508	72	2 in	2.000	66	50.8	12
G B12-00635	72	2 1/2 in	2.500	66	63.5	8
G B12-00762	72	3 in	3.000	66	76.2	8
B12-01016	72	4 in	4.000	66	101.6	8

G The EPISI Guarantee means that this part is locally stocked and immediately available when you need it.
 ■ Current pricing and additional sizes available at www.epsi.com

350°F intermittent rating. Contact an EPISI representative for recommendations on tapes for continuous or extended use. Many factors can affect the use and performance of a product in a particular application. This product should be tested to determine the suitability for its intended use.



866-ASK-EPSI (866-275-3774)
 866-FAX-EPSI (866-329-3774)

73

Order online at
www.epsi.com

YOU ASK IT.
 WE MASK IT.®

D12 Red Poly Tape

350°F (175°C)



Made in USA



■ Extremely Conformable

■ Good Chemical Resistance

■ Preshrunk Film

■ Removes Cleanly After Use

PRODUCT DESCRIPTION

Our D12 red polyester tape is the industry standard for immersion coating applications. Its thin carrier thickness and high adhesion properties make it an ideal candidate where plating, anodizing and E-Coating is used, or where a moisture proof seal is required.

SPECIFICATIONS

Maximum Temperature (F)	350°
Tensile Strength (lbs/inch)	30
Elongation (%)	120
Peel Adhesion (oz/inch)	25

CONSTRUCTION

Total Thickness	3.7 mils
Adhesive Thickness	2.7 mils
Carrier Thickness	1.0 mils
Adhesive Type	Silicone
Carrier Type	Polyester
Color	Red

D12 SERIES

PART NUMBER	Length (yds)	Standard Width (in)	Width (in)	Length (m)	Width (mm)	Case Qty
D12-00064	72	1/4	0.250	66	6.4	128
G D12-00127	72	1/2 in	0.500	66	12.7	48
G D12-00190	72	3/4 in	0.750	66	19.0	32
G D12-00254	72	1 in	1.000	66	25.4	24
G D12-00381	72	1 1/2 in	1.500	66	38.1	16
G D12-00508	72	2 in	2.000	66	50.8	12

G The EPSI Guarantee means that this part is locally stocked and immediately available when you need it.

■ Current pricing and additional sizes available at www.epsi.com

350°F intermittent rating. Contact an EPSI representative for recommendations on tapes for continuous or extended use. Many factors can affect the use and performance of a product in a particular application. This product should be tested to determine the suitability for its intended use.



866-ASK-EPSI (866-275-3774)
866-FAX-EPSI (866-329-3774)

74

Order online at
www.epsi.com

**YOU ASK IT.
WE MASK IT.**

C11 Medium/Hi-Temp Crepe Tape

300°F (150°C)



- Straight, Clean Paint-Break Line
- Excellent Quick Stick but with smooth unwind
- Excellent adhesion to metals, rubbers and plastics
- Resists Paint Flaking upon Removal

PRODUCT DESCRIPTION

A more economical alternative to our C21 product, C11 was designed for the auto, coach and bus industry as a professional grade medium to high temp smooth crepe masking tape. Its high performance rubber adhesive is designed for clean removal from a variety of surfaces after exposure to oven temperatures up to 300F. C11's easy unwind and smooth crepe backing makes it easy

to work with and provide excellent conformability to irregular surfaces.

CONSTRUCTION

Total Thickness 6.1 mils
 Adhesive Type Rubber/ Resin Adhesive
 Carrier Type Smooth Crepe Paper

SPECIFICATIONS

Maximum Temperature (F) 300°
 Tensile Strength (lbs/inch) 25
 Elongation (%) 10
 Peel Adhesion (oz/inch) 36
 Meets ASTM D6123/D6123M-97

C11 SERIES

PART NUMBER	Length (yds)	Standard Width (in)	Width (in)	Length (m)	Width (mm)	Case Qty
C11-00127	60	1/2 in	0.500	55	12.7	48
C11-00190	60	3/4 in	0.750	55	19.0	32
C11-00254	60	1 in	1.000	55	25.4	24
C11-00381	60	1 1/2 in	1.500	55	38.1	16
C11-00508	60	2 in	2.000	55	50.8	12
C11-00762	60	3 in	3.000	55	76.2	8
C11-01016	60	4 in	4.000	55	101.6	8

■ Current pricing and additional sizes available at www.epsi.com

300°F intermittent rating. Contact an EPSI representative for recommendations on tapes for continuous or extended use. Many factors can affect the use and performance of a product in a particular application. This product should be tested to determine the suitability for its intended use.



866-ASK-EPSI (866-275-3774)
 866-FAX-EPSI (866-329-3774)

75

Order online at
www.epsi.com

**YOU ASK IT.
 WE MASK IT.**

C21 Hi-Temp Crepe Tape [PG-21]

325°F (165°C)



- Straight, Clean Paint-Break Line
- Tear Resistant; Solvent Resistant
- Highly Conformable and Flexible
- Resists Paint Flaking upon Removal

PRODUCT DESCRIPTION

Our C21 is the industry standard in high performance crepe tapes for low temp powder coating and liquid top coat. It is designed for clean removal from a variety of surfaces after exposure to oven temperatures up to 325°F. C21 performs well in wet strip applications. Its easy handling, smooth crepe backing exhibits high

strength and excellent conformability to irregular surfaces, and exceptional cornering characteristics.

CONSTRUCTION

Total Thickness 7.3 mils
 Adhesive Type Rubber/ Resin Adhesive
 Carrier Type Fine Structured Crepe Paper

SPECIFICATIONS

Maximum Temperature (F) 325°
 Tensile Strength (lbs/inch) 26
 Elongation (%) 10
 Peel Adhesion (oz/inch) 28

C21 SERIES

PART NUMBER	Length (yds)	Standard Width (in)	Width (in)	Length (m)	Width (mm)	Case Qty
C21-00064	60	1/4 in	0.250	55	6.4	96
C21-00095	60	3/8 in	0.375	55	9.5	64
G C21-00127	60	1/2 in	0.500	55	12.7	48
G C21-00190	60	3/4 in	0.750	55	19.1	32
G C21-00254	60	1 in	1.000	55	25.4	24
C21-00318	60	1 1/4 in	1.250	55	31.8	24
G C21-00381	60	1 1/2 in	1.500	55	38.1	16
G C21-00508	60	2 in	2.000	55	50.8	12
G C21-00635	60	2 1/2 in	2.500	55	63.5	8
G C21-00762	60	3 in	3.000	55	76.2	8
C21-01016	60	4 in	4.000	55	101.6	8
C21-01270	60	5 in	5.000	55	127.0	4
C21-01524	60	6 in	6.000	55	152.4	4

G The EPSI Guarantee means that this part is locally stocked and immediately available when you need it.

■ Current pricing and additional sizes available at www.epsi.com

325°F intermittent rating. Contact an EPSI representative for recommendations on tapes for continuous or extended use. Many factors can affect the use and performance of a product in a particular application. This product should be tested to determine the suitability for its intended use.



866-ASK-EPSI (866-275-3774)
 866-FAX-EPSI (866-329-3774)

76

Order online at
www.epsi.com

**YOU ASK IT.
 WE MASK IT.**

CD21 Hi-Temp Crepe Discs [PG-21]

325°F (165°C)



- Maximum Temperature: 325°F
- Total Thickness: 7.3 mils (w/o liner)
- Smooth to Touch and Easy to Work with
- Clean Paint Break-Line
- Highly Conformable and Flexible
- Tear Resistant; Solvent Resistant
- Resists Paint Flaking upon Removal

PRODUCT DESCRIPTION

CD21 (PG-21) is a tan colored crepe paper masking tape with a rubber resin blended adhesive. Tape is laminated and discs are rotary die-cut on a specially formulated paper release liner.

TYPICAL APPLICATION

General masking applications in the industrial market including low temperature Powder Coating and Liquid Spray applications.

CONSTRUCTION

Total Thickness	7.3 mils (w/o liner)
Adhesive Type	Rubber/ Resin Adhesive
Carrier Type	Fine Structured Crepe Paper
Color	Tan; Kraft

SPECIFICATIONS

Maximum Temperature (F)	325°
Tensile Strength (lbs/inch)	26
Elongation (%)	10
Peel Adhesion (oz/inch)	28

Our CD21 (PG-21) is the industry standard in high performance crepe discs. They are high temperature pressure-sensitive masking discs designed for clean removal from a variety of surfaces after exposure to oven temperatures up to 325°F. CD21 (PG-21) discs perform well in wet strip applications.

325°F intermittent rating. Contact an EPSI representative for recommendations on tapes for continuous or extended use. Many factors can affect the use and performance of a product in a particular application. This product should be tested to determine the suitability for its intended use.



866-ASK-EPSI (866-275-3774)
866-FAX-EPSI (866-329-3774)

77

Order online at
www.epsi.com

**YOU ASK IT.
WE MASK IT.**

CD21 SERIES

[PG-21]

PART NUMBER	Diameter (in)	Standard Diameter (in)	Diameter (mm)	Discs Per Roll
CD21-0032	0.125	1/8 in	3.2	5000
G CD21-0048	0.188	3/16 in	4.8	5000
CD21-0056	0.220	7/32 in	5.6	5000
G CD21-0064	0.250	1/4 in	6.4	5000
G CD21-0079	0.313	5/16 in	7.9	5000
G CD21-0095	0.375	3/8 in	9.5	5000
CD21-0103	0.406	13/32 in	10.3	5000
CD21-0111	0.438	7/16 in	11.1	5000
G CD21-0127	0.500	1/2 in	12.7	5000
G CD21-0143	0.563	9/16 in	14.3	5000
G CD21-0159	0.625	5/8 in	15.9	5000
G CD21-0190	0.750	3/4 in	19.0	4000
G CD21-0222	0.875	7/8 in	22.2	2000
G CD21-0254	1.000	1 in	25.4	2000
CD21-0286	1.125	1 1/8 in	28.6	2000
G CD21-0318	1.250	1 1/4 in	31.8	2000
CD21-0349	1.375	1 3/8 in	34.9	2000
CD21-0381	1.500	1 1/2 in	38.1	2000
G CD21-0445	1.750	1 3/4 in	44.5	1000
G CD21-0508	2.000	2 in	50.8	500
CD21-0572	2.250	2 1/4 in	57.2	500
CD21-0635	2.500	2 1/2 in	63.5	500
CD21-0699	2.750	2 3/4 in	69.9	500
G CD21-0762	3.000	3 in	76.2	500
CD21-0889	3.500	3 1/2 in	88.9	500
G CD21-1016	4.000	4 in	101.6	250
CD21-1079	4.250	4 1/4 in	107.9	250
CD21-1143	4.500	4 1/2 in	114.3	250
CD21-1270	5.000	5 in	127.0	250
CD21-1524	6.000	6 in	152.4	250
CD21-2032	8.000	8 in	203.2	100

G The EPSI Guarantee means that this part is locally stocked and immediately available when you need it.

■ Current pricing and additional sizes available at www.epsi.com

■ Custom shapes and sizes can be produced in as little as 2 days.

■ All rolls over 1/2" can be produced with a slit back liner. When ordering, add "-S" to the part number.

Example: CD21-0127-S




866-ASK-EPSI (866-275-3774)
866-FAX-EPSI (866-329-3774)

Order online at
www.epsi.com



PPFC21 Hi-Temp Crepe Tape With Film [PG-21]

325°F (165°C)



- Straight, Clean Paint-Break Line
- Highly Conformable and Flexible
- Tear Resistant; Solvent Resistant
- Resists Paint Flaking upon Removal

PRODUCT DESCRIPTION

Our C21 is the industry standard in high performance crepe tapes for low temp powder coating and liquid top coat. It is designed for clean removal from a variety of surfaces after exposure to oven temperatures up to 325°F. C21 performs well in wet strip applications. Its easy handling, smooth crepe backing exhibits high strength and excellent conformability to irregular surfaces, and exceptional cornering characteristics.

CONSTRUCTION

Total Thickness 7.3 mils
Adhesive Type Rubber/ Resin Adhesive
Carrier Type Fine Structured Crepe Paper

SPECIFICATIONS

Maximum Temperature (F) 325°
Tensile Strength (lbs/inch) 26
Elongation (%) 10
Peel Adhesion (oz/inch) 28

SHELF LIFE

To obtain best performance, use this product within one year from the date manufactured and store under normal conditions of 70°F (21°C) and 50% Relative Humidity in the original carton.

CF21 SERIES

PART NUMBER	Length (yds)	Width (in)	Length (m)	Width (mm)
PPFC21-01524	25	6.000 in	22.9	152.4
PPFC21-02032	25	8.000 in	22.9	203.2
PPFC21-02540	25	10.000 in	22.9	254.0
PPFC21-03048	25	12.000 in	22.9	304.8
PPFC21-03556	25	14.000 in	22.9	355.6

■ Current pricing and additional sizes available at www.epsi.com

325°F intermittent rating. Contact an EPSI representative for recommendations on tapes for continuous or extended use. Many factors can affect the use and performance of a product in a particular application. This product should be tested to determine the suitability for its intended use.



866-ASK-EPSI (866-275-3774)
866-FAX-EPSI (866-329-3774)

79

Order online at
www.epsi.com

**YOU ASK IT.
WE MASK IT.®**

S10/S20/S30 Silicone Self-Fusing Tape

600°F (315°C)



- Maximum Temperature: 600°F
- No Adhesive; Only Sticks to Itself
- Form Fitting
- Excellent Insulation Value up to 12,000 Volts
- Waterproof

PRODUCT DESCRIPTION

Our high temperature silicone self-fusing tape line (S10/S20/S30) has no adhesive, leaves no residue, and fuses to itself in 24 hours to form a permanent watertight seal. It is ideal for high temperature applications such as electrical insulation, splicing, and cable harnesses.

TYPICAL APPLICATION

Powder Coating, E-Coating, Plating, Anodizing and Harness Wrapping. Additional uses include Automotive Repair, Lead Termination, Home Repairs, Marine Applications, and as a Grip Tape.

SPECIFICATIONS

Temperature Range (F)	Continuous: -65 to 500°F; Intermittent: -85 to 600°F
Tensile Strength (PSI)	700 PSI Minimum (ASTM D-412)
Elongation (%)	300
Tear Resistance (PSI)	85
Durometer (Shore A)	50 (Room Cured)
Dielectric Strength (VPM)	200 - 400
Dielectric Constant (1 KHz)	2.95
Dissipation Factor (1KHz)	<.0004
Insulation Resistance (ohms/cm)	3 X 10 ¹⁴
Moisture Absorption	3% Max. by weight
Government Specifications	Meets or Exceeds A-A-59163 (Supersedes mils I-46852C)

S10 SERIES

PART NUMBER	COLOR	Length (yds)	Standard Width (in)	Width (in)	Length (m)	Width (mm)	Case Qty	Flat
S10-00127-Y	GREY	18	1/2 in	0.500	16	12.7	8	*OTHER COLORS AVAILABLE
S10-00191-Y	GREY	18	3/4 in	0.750	16	19.1	8	
S10-00254-Y	GREY	18	1 in	1.000	16	25.4	8	

S20 SERIES

PART NUMBER	COLOR	Length (yds)	Standard Width (in)	Width (in)	Length (m)	Width (mm)	Case Qty	Triangle
S20-00254-F	RUSTY	12	1 in	1.000	11	25.4	8	*OTHER COLORS AVAILABLE
S20-00381-F	RUSTY	12	1 1/2 in	1.500	11	38.1	8	
S20-00508-F	RUSTY	12	2 in	2.000	11	50.8	8	

S30 SERIES

PART NUMBER	COLOR	Length (yds)	Standard Width (in)	Width (in)	Length (m)	Width (mm)	Case Qty	Triangle
S30-00254-B	BLACK	12	1 in	1.000	11	25.4	8	*OTHER COLORS AVAILABLE
S30-00381-B	BLACK	12	1 1/2 in	1.500	11	38.1	8	
S30-00508-B	BLACK	12	2 in	2.000	11	50.8	8	

600°F intermittent rating. Contact an EPSI representative for recommendations on tapes for continuous or extended use. Many factors can affect the use and performance of a product in a particular application. This product should be tested to determine the suitability for its intended use.



866-ASK-EPSI (866-275-3774)
866-FAX-EPSI (866-329-3774)


80

Order online at
www.epsi.com

**YOU ASK IT.
WE MASK IT.**

F12 Fiberglass [Glass Cloth] Tape

500°F (260°C)



- Maximum Temperature: 500°F
- Total Thickness: 7.0 mils
- Maximum Resistance to Flagging and Varnish Solvents
- High Tensile Strength
- Non-Corrosive
- Extremely High Abrasive Resistance; Frey-Free Edges

PRODUCT DESCRIPTION

F12 is a fiberglass reinforced cloth substrate with a proprietary Therm-X silicone adhesive system

TYPICAL APPLICATION

Powder Coating, Plasma Spray, Thermal Spray, Grit and Shot Blasting

Construction

Total Thickness	7.0 mils
Adhesive Thickness	2.0 mils
Carrier Thickness	5.0 mils
Adhesive Type	Silicone
Carrier Type	Glass Cloth
Color	White

SPECIFICATIONS

	Maximum Temperature (F)	500°
Tensile Strength (lbs/inch)	170	
Elongation (%)	8	
Peel Adhesion (oz/inch)	40	
Dielectric Strength (volts)	3000	
Insulation Resistance (meg ohms)	1500	

Our F12 fiberglass tape combines a 2.0 mil Silicone adhesive with 5.0 mil glass cloth carrier to create a tape product which is ideal for shot blasting, grit blasting, thermal spray and plasma spray applications. Typically, fiberglass tape is used to protect machined surfaces during shot blasting applications. F12 is an excellent choice in thermal spray and plasma spray applications due to its excellent resistance to intense heat. Not recommended for applications involving immersion coating due to the porous nature of the glass cloth backing.

500°F intermittent rating. Contact an EPSI representative for recommendations on tapes for continuous or extended use. Many factors can affect the use and performance of a product in a particular application. This product should be tested to determine the suitability for its intended use.



866-ASK-EPSI (866-275-3774)
866-FAX-EPSI (866-329-3774)

81

Order online at
www.epsi.com

**YOU ASK IT.
WE MASK IT.**

F12 SERIES

PART NUMBER	Length (yds)	Standard Width (in)	Width (in)	Length (m)	Width (mm)	Case Qty
F12-00095	36	3/8 in	0.375	33	9.5	64
G F12-00127	36	1/2 in	0.500	33	12.7	48
G F12-00190	36	3/4 in	0.750	33	19.1	32
G F12-00254	36	1 in	1.000	33	25.4	24
F12-00318	36	1 1/4 in	1.250	33	31.8	20
G F12-00381	36	1 1/2 in	1.500	33	38.1	16
G F12-00508	36	2 in	2.000	33	50.8	12
F12-00635	36	2 1/2 in	2.500	33	63.5	8
G F12-00762	36	3 in	3.000	33	76.2	8
F12-01016	36	4 in	4.000	33	101.6	8
F12-01270	36	5 in	5.000	33	127.0	4

■ Current pricing and additional sizes available at www.epsi.com



DISCS:

- Other sizes available upon request.
- Please call an EPSI representative for pricing and availability.

FD12 SERIES

PART NUMBER	Length (yds)	Standard Diameter (in)	Diameter (in)	Length (m)	Diameter (mm)	Discs Per Roll
FD12-0127	36	1/2 in	0.500	33	12.7	2000
FD12-0190	36	3/4 in	0.750	33	19.0	1000
FD12-0254	36	1 in	1.000	33	25.4	500
FD12-0381	36	1 1/2 in	1.500	33	38.1	500
FD12-0508	36	2 in	2.000	33	50.8	100

■ Current pricing and additional sizes available at www.epsi.com

■ Custom shapes and sizes can be produced in as little as 2 days.

■ All rolls over 1/2" can be produced with a slit back liner. When ordering, add "-S" to the part number.

Example: FD12-0127-S

G The EPSI Guarantee means that this part is locally stocked and immediately available when you need it.



866-ASK-EPSI (866-275-3774)
866-FAX-EPSI (866-329-3774)

82

Order online at
www.epsi.com

**YOU ASK IT.
WE MASK IT.®**

M10 Aluminium Tape

325°F (165°C)



- Maximum Temperature: 325°F
- Malleable Foil Conforms Well to Irregular Surfaces
- High Reflectivity Assures Effective Heat, Light Interference
- Effective as Electrical Isolation Shielding.

PRODUCT DESCRIPTION

3.0 mil high strength self wound dead soft Aluminum Foil coated with an aggressive acrylic adhesive system to create a superior bond.

TYPICAL APPLICATION

Waterproofing, vapor barrier, air leakage protection, metal patching and sound dampening. As a sealing system in refrigerated applications and microwave ovens. Electrical isolation shielding. Masking in paint stripping and electroplating.

CONSTRUCTION

Total Thickness	5.0 mils
Adhesive Thickness	2.0 mils
Carrier Thickness	3.0 mils
Adhesive Type	Acrylic
Carrier Type	Soft Aluminum Foil
Color	Silver

SPECIFICATIONS

Maximum Temperature (F)	325°
Tensile Strength (lbs/inch)	28
Elongation (%)	5.5
Peel Adhesion (oz/inch)	72
Government Specifications:	Meets Specifications for LT-80-B; MIL-T-23397B, Amendment 2, Type II

M10 SERIES

PART NUMBER	Length (yds)	Standard Width (in)	Width (in)	Length (m)	Width (mm)	Case Qty
M10-00127	36	1/2 in	0.500	33	12.7	72
M10-00190	36	3/4 in	0.750	33	19.1	48
M10-00254	36	1 in	1.000	33	25.4	36
M10-00381	36	1 1/2 in	1.500	33	38.1	24
M10-00508	36	2	2.000	33	50.8	24

■ Current pricing and additional sizes available at www.epsi.com

325°F intermittent rating. Contact an EPSI representative for recommendations on tapes for continuous or extended use. Many factors can affect the use and performance of a product in a particular application. This product should be tested to determine the suitability for its intended use.



866-ASK-EPSI (866-275-3774)
866-FAX-EPSI (866-329-3774)

83

Order online at
www.epsi.com

**YOU ASK IT.
WE MASK IT.®**

P12 Lead Foil Tape

225°F (105°C)



■ Maximum Temperature: 225°F

■ Good Solvent Resistance

■ Excellent Adhesion to a Wide Variety of Surfaces

■ Highly Malleable

PRODUCT DESCRIPTION

100% pure lead foil with a synthetic rubber adhesive; wound with a liner.

TYPICAL APPLICATION

Used for stop off masking during electroplating, chemical milling, paint stripping, and where a moisture proof seal is required. Also used as an electromagnetic and radio frequency shield.

CONSTRUCTION

Total Thickness	6.5 mils
Adhesive Thickness	1.5 mils
Carrier Thickness	5.0 mils
Adhesive Type	Blended Rubber
Carrier Type	Lead Foil
Color	Silver

SPECIFICATIONS

Maximum Temperature (F)	225°
Tensile Strength (lbs/inch)	23
Elongation (%)	30
Peel Adhesion (oz/inch)	96
Government Specifications	HH-T-29A, Amendment 2

P12 SERIES

PART NUMBER	Length (yds)	Standard Width (in)	Width (in)	Length (m)	Width (mm)	Case Qty
P12-00127	36	1/2 in	0.500	33	12.7	18
P12-00190	36	3/4 in	0.750	33	19.1	12
P12-00254	36	1 in	1.000	33	25.4	9

■ Current pricing and additional sizes available at www.epsi.com

225°F intermittent rating. Contact an EPSI representative for recommendations on tapes for continuous or extended use. Many factors can affect the use and performance of a product in a particular application. This product should be tested to determine the suitability for its intended use.



866-ASK-EPSI (866-275-3774)
866-FAX-EPSI (866-329-3774)

84

Order online at
www.epsi.com

**YOU ASK IT.
WE MASK IT.®**

V12 Electroplating Vinyl Tape

176°F (80°C)



- Maximum Temperature: 176°F
- Total Thickness: 6.5 mils
- Effective Vapor and Moisture Barrier
- Extremely Conformable

- Durable and Highly Resistant to Oil, Acid, Alkaline and Corrosive Chemicals
- Excellent Adhesion to Metals and Plastics
- Meets Government Specifications H-H-T-0025, Amendment 2.

PRODUCT DESCRIPTION

6.5 mil conformable self-wound soft PVC Vinyl with a rubber adhesive.

TYPICAL APPLICATION

Used as a masking tape in electroplating operations. Designed for use with PCB terminal zone contacts during plating; as a protection tape for shot peening.

Note: DO NOT peel off until temperature cools down to 140°F to 158F (60°C to 70°C)

Our V12 cream vinyl tape is extremely conformable and resistant to aging, sun, water, oils, acids and corrosive chemicals. It has excellent adhesion to metals and plastics, making it the ideal choice in any plating application. The adhesive backing provides excellent solvent and chemical resistance.

CONSTRUCTION

Total Thickness	6.5 mils
Adhesive Type	Rubber Based
Carrier Type	Soft PVC (non-rigid vinyl)
Color	Cream

SPECIFICATIONS

Maximum Temperature (F)	176°
Tensile Strength (lbs/inch)	25
Elongation (%)	200
Peel Adhesion (oz/inch)	30
Moisture Absorption	Less than 1.5%
Moisture Vapor	Less than 2.5% (gm/100 sq in/24hrs)
Government Specifications	Meets Government specifications H-H-T-0025, Amendment 2.

176°F intermittent rating. Contact an EPSI representative for recommendations on tapes for continuous or extended use. Many factors can affect the use and performance of a product in a particular application. This product should be tested to determine the suitability for its intended use.



866-ASK-EPSI (866-275-3774)
866-FAX-EPSI (866-329-3774)

85

Order online at
www.epsi.com

**YOU ASK IT.
WE MASK IT.®**

V12 SERIES

PART NUMBER	Length (yds)	Standard Width (in)	Width (in)	Length (m)	Width (mm)	Case Qty
G V12-00127	36	1/2 in	0.500	33	12.7	48
G V12-00190	36	3/4 in	0.750	33	19.1	32
G V12-00254	36	1 in	1.000	33	25.4	24
G V12-00381	36	1 1/2 in	1.500	33	38.1	16
G V12-00508	36	2 in	2.000	33	50.8	12

■ Current pricing and additional sizes available at www.epsi.com

■ Custom shapes and sizes can be produced in as little as 2 days.

G The EPSI Guarantee means that this part is locally stocked and immediately available when you need it.



866-ASK-EPSI (866-275-3774)
866-FAX-EPSI (866-329-3774)

86

Order online at
www.epsi.com

**YOU ASK IT.
WE MASK IT.®**

V10 General Purpose Vinyl Tape

176°F (80°C)



- Superior Quality with a Long Shelf-Life
- Effective Vapor and Moisture Barrier
- Highly Conformable
- Resistant to Aging, Sun, Water, Fungus, Bacteria, Oil, Acids, Alkalis and Corrosive Chemicals
- Good Abrasion, Impact and Rupture Resistance.
- Conforms to PPP-T-66E, Type 1, Class 2; A-A-1689A

PRODUCT DESCRIPTION

Used for color coding ("write-on" capabilities); lane marking and safety coding to meet OSHA requirements; decorating, striping on vehicles, boats, and sporting equipment. Masking for Hard Chrome Plating, Electroplating, Type II and Type III Anodizing, Abrasive Blasting, Wet Painting, Fixture Wrapping, Harness and Pipe Wrapping; Duct and Joint Sealing.

CONSTRUCTION

Total Thickness	6.0 mils
Adhesive Type	Synthetic Rubber Resin
Carrier Type	Matte surface, soft PVC
Color	Purple

SPECIFICATIONS

Maximum Temperature (F)	176°F
Tensile Strength (lbs/inch)	16
Elongation (%)	150
Peel Adhesion (oz/inch)	22
Moisture Absorption	Less than 1.5%
Moisture Vapor	Less than 2.5% (gm/100 sq in/24hrs)
Metal Corrosion	None to Copper, Brass, Steel or Aluminum
Government Specifications	Conforms to PPP-T-66E, Type 1, Class 2; A-A-1689A

PART NUMBER	Length (yds)	Standard Width (in)	Width (in)	Length (m)	Width (mm)	Case Qty
V10-00127	36	1/2 in	0.500	33	12.7	48
V10-00190	36	3/4 in	0.750	33	19.1	32
V10-00254	36	1 in	1.000	33	25.4	24
V10-00381	36	1 1/2 in	1.500	33	38.1	16
V10-00508	36	2 in	2.000	33	50.8	12

■ Current pricing and additional sizes available at www.epsi.com

176°F intermittent rating. Contact an EPSI representative for recommendations on tapes for continuous or extended use. Many factors can affect the use and performance of a product in a particular application. This product should be tested to determine the suitability for its intended use.



866-ASK-EPSI (866-275-3774)
866-FAX-EPSI (866-329-3774)

87

Order online at
www.epsi.com

**YOU ASK IT.
WE MASK IT.**

V71 Non-Adhesive Vinyl Tape

176°F (80°C)



- Extremely Conformable Matrix; Clings to Corners
- Clings Securely to Itself without Adhesive
- Durable and Highly Resistant to Oil, Acid, Alkaline and Corrosive Chemicals
- High Elongation and Good Strength
- Mask 2 to 3 Times Faster than with Adhesive

PRODUCT DESCRIPTION

Our V71 product is a multi-purpose tape, with excellent chemical resistance and insulation properties. It is the premier choice for plating, Type II and Type III anodizing applications. Overlapping while stretching the film allows for a liquid tight seal around racks and other parts. It can also be used to replace plastisol dipping for racks. The lack of an adhesive makes V71 extremely easy and economical to apply.

CONSTRUCTION

Total Thickness 4.0 mils
 Carrier Type Polyvinyl Chloride Film
 Color Yellow

SPECIFICATIONS

Maximum Temperature (F) 176°
 Tensile Strength (lbs/inch) 11.5
 Elongation (%) 250
 Dielectric Strength (vpm) 1200

PART NUMBER	Length (ft)	Standard Width (in)	Width (in)	Length (m)	Width (mm)	Case Qty
V71-00190	250	3/4 in	0.750	76	19.0	48
V71-00254	250	1 in	1.000	76	25.4	32
V71-00381	250	1 1/2 in	1.500	76	38.1	24
V71-00508	250	2 in	2.000	76	50.8	16
V71-00762	250	3 in	3.000	76	76.2	12

■ Current pricing and additional sizes available at www.epsi.com

176°F intermittent rating. Contact an EPSI representative for recommendations on tapes for continuous or extended use. Many factors can affect the use and performance of a product in a particular application. This product should be tested to determine the suitability for its intended use.



866-ASK-EPSI (866-275-3774)
 866-FAX-EPSI (866-329-3774)

88

Order online at
www.epsi.com

**YOU ASK IT.
 WE MASK IT.®**

C10 Crepe Masking Tape

3M™ 2364

300°F (150°C)



- **Maximum Temperature: 300°F**
- **Total Thickness: 6.5 mils (w/o liner)**
- **Good Conformability and Curve Masking**
- **Solvent Resistant**
- **Prevents Bleed-Through**
- **Sliver Resistant**
- **Good Paint Flaking Resistance**
- **Helps Minimize Rework**

PRODUCT DESCRIPTION

C10 (2364) is a tan colored crepe paper masking tape with a natural synthetic rubber blend adhesive.

TYPICAL APPLICATION

General masking applications in the industrial market including low temperature powder coating and liquid spray applications.

CONSTRUCTION

Total Thickness	6.5 mils (w/o liner)
Adhesive Type	Natural/synthetic rubber blend
Carrier Type	A smooth crepe paper treated with a heat resistant saturant
Color	Tan

SPECIFICATIONS

Temperature Range (°F)	300° (for 30 min)
Tensile Strength (lbs/inch)	30
Elongation (%)	10
Peel Adhesion (oz/inch)	36

Note: Should not be subjected to outdoor exposure or prolonged sunlight. Tape may become difficult to remove.

C10 (2364) general purpose crepe tape is ideal for applications where good holding power and temperature performance are required. It can be used in low temperature powder coating, as well as in wet spray applications. Due to its economical price point, C10 (2364) is an excellent solution for large, flat surfaces that require masking during wet spray.

300°F intermittent rating. Contact an EPSI representative for recommendations on tapes for continuous or extended use. Many factors can affect the use and performance of a product in a particular application. This product should be tested to determine the suitability for its intended use.



866-ASK-EPSI (866-275-3774)
866-FAX-EPSI (866-329-3774)

89

Order online at
www.epsi.com

**YOU ASK IT.
WE MASK IT.®**

PART NUMBER	Length (yds)	Standard Width (in)	Width (in)	Length (m)	Width (mm)	Case Qty
C10-00095	60	3/8 in	0.375	55	9.5	64
C10-00127	60	1/2 in	0.500	55	12.7	48
Ⓞ C10-00190	60	3/4 in	0.750	55	19.1	32
Ⓞ C10-00254	60	1 in	1.000	55	25.4	24
C10-00318	60	1 1/4 in	1.250	55	31.8	20
Ⓞ C10-00381	60	1 1/2 in	1.500	55	38.1	16
C10-00445	60	1 3/4 in	1.750	55	44.5	16
Ⓞ C10-00508	60	2 in	2.000	55	50.8	12
Ⓞ C10-00762	60	3 in	3.000	55	76.2	8
C10-01016	60	4 in	4.000	55	101.6	4
C10-01524	60	6 in	6.000	55	152.4	4

Ⓞ The EPSI Guarantee means that this part is locally stocked and immediately available when you need it.

■ Current pricing and additional sizes available at www.epsi.com



866-ASK-EPSI (866-275-3774)
866-FAX-EPSI (866-329-3774)

90

Order online at
www.epsi.com

**YOU ASK IT.
WE MASK IT.®**

C12 Crepe Masking Tape

3M™ 2380

325°F (165°C)



- Maximum Temperature: 325°F
- Total Thickness: 7.5 mils (w/o liner)
- Instant Adhesion
- Good Holding Power
- Superior Adhesive Transfer Resistance
- Smooth; Dead Stretch
- Conformable

PRODUCT DESCRIPTION

C12 (2380) is a tan colored smooth crepe paper treated with a heat and solvent resistant saturant and a natural synthetic rubber blend adhesive.

TYPICAL APPLICATION

A smooth, strong, mini-crepe paper masking tape suitable for most paint masking applications. Designed for industrial use where a good paint line is desired and drying conditions range from air dry to an oven bake.

CONSTRUCTION

Total Thickness	7.5 mils (w/o liner)
Adhesive Type	Natural/synthetic rubber blend
Carrier Type	A smooth crepe paper treated with a heat and solvent resistant saturant
Color	Tan

SPECIFICATIONS

Temperature Range (°F)	325° (for one hour)
Tensile Strength (lbs/inch)	27
Elongation (%)	10
Peel Adhesion (oz/inch)	43

Note: Should not be subjected to outdoor exposure or prolonged sunlight. Tape may become difficult to remove.

C12 (2380) masking tape is designed specifically for use where high temperature cure is required. It is conformable, hugs curves, goes on quickly and easily, sticks at a touch and stays put. C12 (2380) produces an excellent finished paint line.

325°F intermittent rating. Contact an EPSI representative for recommendations on tapes for continuous or extended use. Many factors can affect the use and performance of a product in a particular application. This product should be tested to determine the suitability for its intended use.



866-ASK-EPSI (866-275-3774)
866-FAX-EPSI (866-329-3774)

91

Order online at
www.epsi.com

YOU ASK IT.
WE MASK IT.®



3M 2380 Tape

C12 Tape Series

PART NUMBER	Length (yds)	Standard Width (in)	Width (in)	Length (m)	Width (mm)	Case Qty
C12-00095	60	3/8 in	0.375	55	9.5	64
Ⓞ C12-00127	60	1/2 in	0.500	55	12.7	48
C12-00143	60	9/16 in	0.563	55	14.3	40
C12-00159	60	5/8 in	0.625	55	15.9	40
Ⓞ C12-00190	60	3/4 in	0.750	55	19.1	32
Ⓞ C12-00254	60	1 in	1.000	55	25.4	24
Ⓞ C12-00381	60	1 1/2 in	1.500	55	38.1	16
Ⓞ C12-00508	60	2 in	2.000	55	50.8	12
Ⓞ C12-00762	60	3 in	3.000	55	76.2	8
C12-01016	60	4 in	4.000	55	101.6	8
C12-01524	60	6 in	6.000	55	152.4	1

Ⓞ The EPSI Guarantee means that this part is locally stocked and immediately available when you need it.

■ Current pricing and additional sizes available at www.epsi.com



866-ASK-EPSI (866-275-3774)
866-FAX-EPSI (866-329-3774)

Order online at www.epsi.com



V14 Vinyl Electroplating Tape

3M™ 470

170°F (75°C)



- Maximum Temperature: 170°F
- Abrasive Resistant
- Excellent Resistance to Electroplating Chemicals
- Meets Federal Specification HH-T-0025 (GSA-FSS)

PRODUCT DESCRIPTION

V14 (470) is a 7.1 mil self-wound conformable colored vinyl backing with a rubber adhesive.

TYPICAL APPLICATION

Masking during many electroplating operations, including both flat strip and overlapping masks. Wrapping, patching, coated racks and masking many irregular surfaces.

CONSTRUCTION

Total Thickness	7.1 mils (w/o liner)
Adhesive Thickness	0.8 mils
Carrier Thickness	6.3 mils
Adhesive Type	Rubber
Carrier Type	Pigmented vinyl plastic
Color	Tan

SPECIFICATIONS

Temperature Range (°F)	170°
Tensile Strength (lbs/inch)	20
Elongation (%)	180
Peel Adhesion (oz/inch)	26
Government Specifications:	Can be qualified to meet federal Specification HH-T-0025 (GSA-FSS)

Note: While V14 (470) resists most solvents, avoid ketones, chlorinated hydrocarbons, and esters, found in thinners, degreasers, paint strippers, etc., which may cause the backing to swell or curl. Prolonged exposure to elevated temperatures and hot caustics may cause weakening of the adhesive bond.

Authorized 3M Converter

3M 470 Tape

V14 Tape Series

PART NUMBER	Length (yds)	Standard Width (in)	Width (in)	Length (m)	Width (mm)	Case Qty
V14-00254	36	1 in	1.000	32.9	25.4	24
V14-00381	36	1 1/2 in	1.500	32.9	38.1	16
V14-00508	36	2 in	2.000	32.9	50.8	12

■ Current pricing and additional sizes available at www.epsi.com

170°F intermittent rating. Contact an EPSI representative for recommendations on tapes for continuous or extended use. Many factors can affect the use and performance of a product in a particular application. This product should be tested to determine the suitability for its intended use.



866-ASK-EPSI (866-275-3774)
866-FAX-EPSI (866-329-3774)

93

Order online at
www.epsi.com

**YOU ASK IT.
WE MASK IT.®**

P14 Lead Foil Tape

3M™ 421

225°F (110°C)



■ Electrically Conductive

■ Good Chemical Resistance

■ Malleable and Conforms to Surfaces

■ Minimizes Undercutting for Straighter Lines

PRODUCT DESCRIPTION

P14 (421) has a 5 mil nominal lead foil backing with a rubber adhesive, which is well suited as a maskant in electroplating and as a moisture and radiation barrier in certain applications. Additional applications include Radiation Barrier; Moisture Barrier; Chemical Milling; X-Ray Plate Masking.

SPECIFICATIONS

Temperature Range (°F)	-60° to 225°
Tensile Strength (lbs/inch)	20
Elongation (%)	12
Peel Adhesion (oz/inch)	45
Moisture Vapor	0.1g H2O/100sq. In./24hrs
Government Specifications	Can be certified to Fed. Specs. H-T-29A

CONSTRUCTION

Total Thickness	6.8 mils (w/o liner)
Adhesive Thickness	2.1 mils
Carrier Thickness	4.7 mils
Adhesive Type	Rubber (green)
Carrier Type	Lead foil

Note: Wear protective gloves and/or wash hands after working with tape. Lead will slowly leach into water when submerged. Leaching will accelerate as acidity increases. This material when disposed of separately is classified as RCRA hazardous waste. Please consult applicable Federal, State and Local regulations for proper disposal.

3M 421 Tape

P14 Tape Series

PART NUMBER	Length (yds)	Standard Width (in)	Width (in)	Case Qty
P14-00127	36	1/2 in	0.500	72
P14-00190	36	3/4 in	0.750	48
P14-00254	36	1 in	1.000	36
P14-00381	36	1 1/2 in	1.500	24
P14-00508	36	2 in	2.000	24
P14-00762	36	3 in	3.000	16
P14-01016	36	4 in	4.000	12

225°F intermittent rating. Contact an EPSI representative for recommendations on tapes for continuous or extended use. Many factors can affect the use and performance of a product in a particular application. This product should be tested to determine the suitability for its intended use.



866-ASK-EPSI (866-275-3774)
866-FAX-EPSI (866-329-3774)


94

Order online at
www.epsi.com

**YOU ASK IT.
WE MASK IT.®**

HKD Diamond Hooks

NEW



- **Better Grounding:** Sharp edge provides better current flow
- **Stronger:** Almost double the load of V- and C-style hooks
- **Faster:** Smaller Contact Patch minimizes rework due to touch-ups

HKD SERIES

UNITS: IINCHES	"A" WIRE (FLAT TO FLAT)	"B" LENGTH	"C" LEG LENGTHS	QTY/BOX
G HKD 010016	0.059	4.0	0.64	2000
G HKD 010027	0.118	4.0	0.72	2000
HKD 017516	0.059	7.0	0.64	2000
HKD 017527	0.118	7.0	0.72	1500
HKD 022530	0.118	9.0	0.73	1000
HKD 022546	0.177	9.0	0.81	500
G HKD 030030	0.118	12.0	0.73	500
G HKD 030046	0.177	12.0	0.81	250
HKD 037530	0.118	15.0	0.73	500
HKD 037546	0.177	15.0	0.81	250
HKD 045030	0.118	18.0	0.73	500
HKD 045046	0.177	18.0	0.81	250
HKD 052530	0.118	21.0	0.73	500
HKD 052546	0.177	21.0	0.81	250
G HKD 060030	0.118	24.0	0.73	500
G HKD 060046	0.177	24.0	0.81	250

- G The EPSI Guarantee means that this part is locally stocked and immediately available when you need it.
- Current pricing and additional sizes available at www.epsi.com




866-ASK-EPSI (866-275-3774)
866-FAX-EPSI (866-329-3774)

95

Order online at
www.epsi.com

**YOU ASK IT.
WE MASK IT.®**

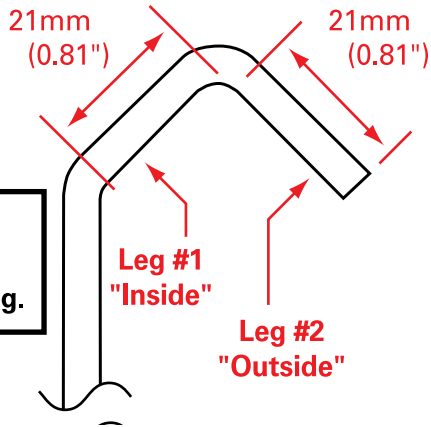
HV V-Hooks



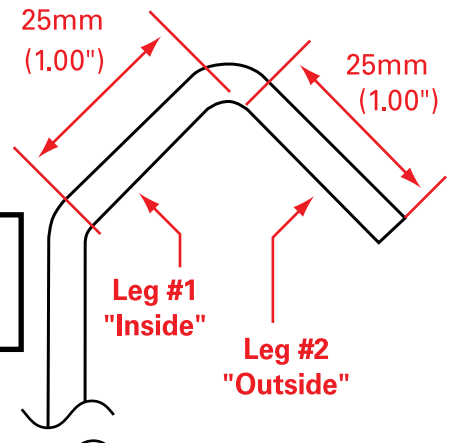
- V-Hook Geometry is Extremely Stable Under Loads (as compared to other hook geometries)
- Provides Superior Grounding (Multiple Grounding Contact Points)

1:1

1:1



For Hooks between 3" to 5.5" long.



For Hooks over 6" long.

HOOK LOADING COMPARISON (2X SAFETY FACTOR)

Round Wire		Square Wire	
0.044" Ø HD Spring Wire	2.5 lbs.	0.062" ◇ HD Spring Wire	9 lbs.
0.062" Ø HD Spring Wire	4 lbs.	0.076" ◇ HD Spring Wire	16 lbs.
0.076" Ø HD Spring Wire	7 lbs.	0.091" ◇ HD Spring Wire	27 lbs.
0.091" Ø HD Spring Wire	12 lbs.	0.105" ◇ HD Spring Wire	42 lbs.
0.105" Ø HD Spring Wire	17 lbs.	0.120" ◇ HD Spring Wire	60 lbs.
0.120" Ø HD Spring Wire	25 lbs.	0.148" ◇ HD Spring Wire	110 lbs.
0.148" Ø HD Spring Wire	45 lbs.	0.180" ◇ HD Spring Wire	180 lbs.
0.180" Ø HD Spring Wire	75 lbs.	0.250" ◇ CRS Wire C-1008	150 lbs.
0.250" Ø CRS Wire C-1008	60 lbs.	0.312" ◇ CRS Wire C-1018	230 lbs.
0.312" Ø CRS Wire C-1008	78 lbs.	0.375" ◇ CRS Wire C-1018	400 lbs.
0.375" Ø CRS Wire C-1008	136 lbs.	0.5" ◇ CRS Wire C-1018	725 lbs.
0.5" Ø CRS Wire C-1018	300 lbs.	0.75" ◇ CRS Wire C-1018	1600 lbs.
0.75" Ø CRS Wire C-1018	680 lbs.		

NOTE: The recommended safe load limits were compiled under static load conditions in a laboratory fully accredited by the American Association for Laboratory Accreditation, conforming to ISO Guide 25. Although all load limits incorporate a safety factor, many factors will affect the actual dynamic load capacity of a hook. Such factors include sudden change in line speed, vibration in the conveyor, or in the case of suspension from two hooks, a shift in the center of gravity caused by an incline or stretching along curves in the conveyor. This product should be tested to determine the suitability for its intended use.

* Please call your EPSI representative for further details.



866-ASK-EPSI (866-275-3774)
866-FAX-EPSI (866-329-3774)

Order online at
www.epsi.com



HV SERIES

PART NUMBER	Leg 1 (in)	Leg 2 (in)	Length (in)	Wire Diameter (in)	Wire Diameter (mm)	Leg 1 (mm)	Leg 2 (mm)	Length (mm)	Box Qty
G HV 07515-2121	0.81	0.81	3	0.06	1.5	21	21	75	2500
G HV 07520-2121	0.081	0.081	3	0.08	2	21	21	75	2500
G HV 10015-2121	0.81	0.81	4	0.06	1.5	21	21	100	2500
G HV 10020-2121	0.81	0.81	4	0.08	2	21	21	100	2500
G HV 10030-2121	0.81	0.81	4	0.12	3	21	21	100	1000
G HV 10045-2121	0.81	0.81	4	0.18	4.5	21	21	100	500
G HV 15015-2525	1	1	6	0.06	1.5	25	25	150	2500
G HV 15020-2525	1	1	6	0.08	2	25	25	150	2500
G HV 15030-2525	1	1	6	0.12	3	25	25	150	1000
G HV 15045-2525	1	1	6	0.18	4.5	25	25	150	500
G HV 15060-2525	1	1	6	0.25	6	25	25	150	250
G HV 20020-2525	1	1	8	0.08	2	25	25	200	2500
G HV 20030-2525	1	1	8	0.12	3	25	25	200	1000
G HV 20045-2525	1	1	8	0.18	4.5	25	25	200	500
G HV 20060-2525	1	1	8	0.25	6	25	25	200	500
G HV 25020-2525	1	1	10	0.08	2	25	25	250	2500
G HV 25030-2525	1	1	10	0.12	3	25	25	250	1000
G HV 30020-2525	1	1	12	0.08	2	25	25	300	1000
G HV 30030-2525	1	1	12	0.12	3	25	25	300	500
G HV 30045-2525	1	1	12	0.18	4.5	25	25	300	250
G HV 30060-2525	1	1	12	0.25	6	25	25	300	250
G HV 37520-2525	1	1	15	0.08	2	25	25	375	1000
G HV 37560-2525	1	1	15	0.25	6	25	25	375	250
G HV 45020-2525	1	1	18	0.08	2	25	25	450	1000
G HV 45030-2525	1	1	18	0.12	3	25	25	450	500
G HV 45045-2525	1	1	18	0.18	4.5	25	25	450	250
G HV 45060-2525	1	1	18	0.25	6	25	25	450	250
G HV 60020-2525	1	1	24	0.08	2	25	25	600	1000
G HV 60030-2525	1	1	24	0.12	3	25	25	600	500
G HV 60045-2525	1	1	24	0.18	4.5	25	25	600	100
G HV 60060-2525	1	1	24	0.25	6	25	25	600	100

G The EPSI Guarantee means that this part is locally stocked and immediately available when you need it.

■ Current pricing and additional sizes available at www.epsi.com




866-ASK-EPSI (866-275-3774)
866-FAX-EPSI (866-329-3774)

Order online at
www.epsi.com



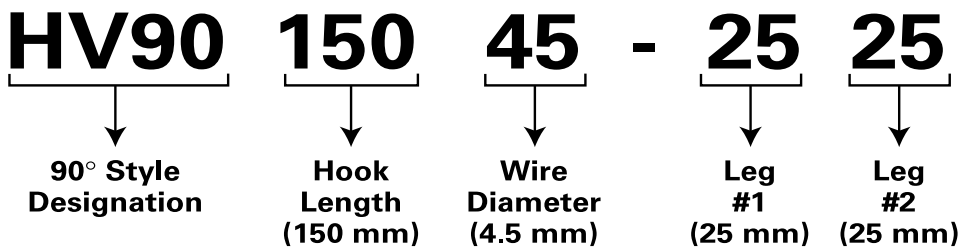
HV90 V-Hooks

90° Bend



- V-Hook Geometry is Extremely Stable Under Loads (as compared to other hook geometries)
- 90° Bend Allows for Specific Hanging Orientation

**Explanation of new Hook product numbers:
(ie; HV90 15045-2525)**



HOOK LOADING COMPARISON (2X SAFETY FACTOR)			
Round Wire		Square Wire	
0.044" Ø HD Spring Wire	2.5 lbs.	0.062" ◇ HD Spring Wire	9 lbs.
0.062" Ø HD Spring Wire	4 lbs.	0.076" ◇ HD Spring Wire	16 lbs.
0.076" Ø HD Spring Wire	7 lbs.	0.091" ◇ HD Spring Wire	27 lbs.
0.091" Ø HD Spring Wire	12 lbs.	0.105" ◇ HD Spring Wire	42 lbs.
0.105" Ø HD Spring Wire	17 lbs.	0.120" ◇ HD Spring Wire	60 lbs.
0.120" Ø HD Spring Wire	25 lbs.	0.148" ◇ HD Spring Wire	110 lbs.
0.148" Ø HD Spring Wire	45 lbs.	0.180" ◇ HD Spring Wire	180 lbs.
0.180" Ø HD Spring Wire	75 lbs.	0.250" ◇ CRS Wire C-1008	150 lbs.
0.250" Ø CRS Wire C-1008	60 lbs.	0.312" ◇ CRS Wire C-1018	230 lbs.
0.312" Ø CRS Wire C-1008	78 lbs.	0.375" ◇ CRS Wire C-1018	400 lbs.
0.375" Ø CRS Wire C-1008	136 lbs.	0.5" ◇ CRS Wire C-1018	725 lbs.
0.5" Ø CRS Wire C-1018	300 lbs.	0.75" ◇ CRS Wire C-1018	1600 lbs.
0.75" Ø CRS Wire C-1018	680 lbs.		

NOTE: The recommended safe load limits were compiled under static load conditions in a laboratory fully accredited by the American Association for Laboratory Accreditation, conforming to ISO Guide 25. Although all load limits incorporate a safety factor, many factors will affect the actual dynamic load capacity of a hook. Such factors include sudden change in line speed, vibration in the conveyor, or in the case of suspension from two hooks, a shift in the center of gravity caused by an incline or stretching along curves in the conveyor. This product should be tested to determine the suitability for its intended use.

* Please call your EPSI representative for further details.



866-ASK-EPSI (866-275-3774)
866-FAX-EPSI (866-329-3774)

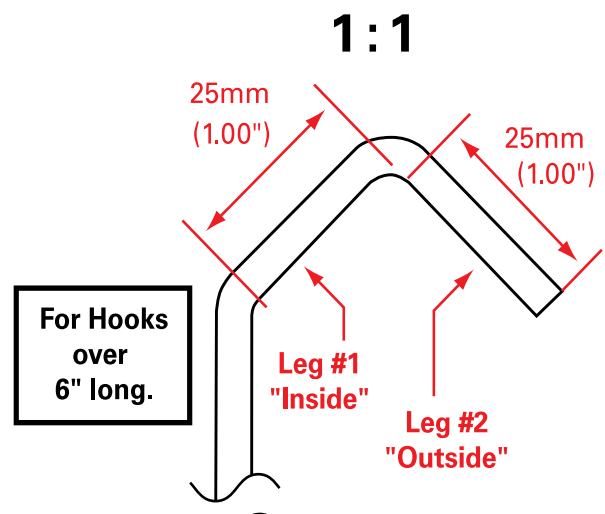
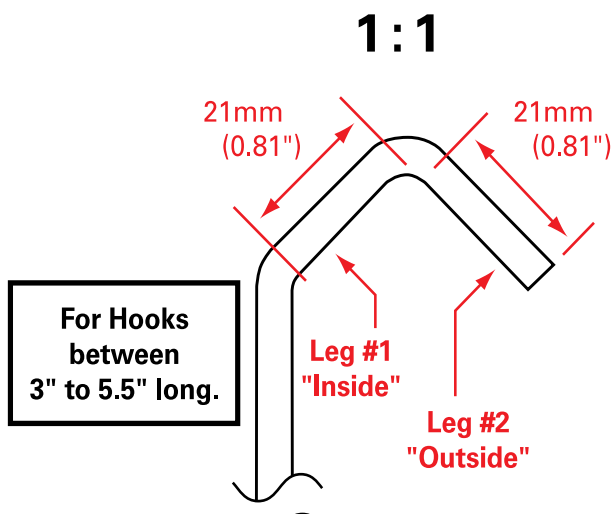
98

Order online at
www.epsi.com


**YOU ASK IT.
WE MASK IT.®**

HV-90 SERIES

PART NUMBER	Leg 1 (in)	Leg 2 (in)	Length (in)	Wire Diameter (in)	Wire Diameter (mm)	Leg 1 (mm)	Leg 2 (mm)	Length (mm)	Box Qty
HV90 07515-2121	0.81	0.81	3	0.06	1.5	21	21	75	2500
HV90 07520-2121	0.81	0.81	3	0.08	2	21	21	75	2500
HV90 10015-2121	0.81	0.81	4	0.06	1.5	21	21	100	2500
HV90 10020-2121	0.81	0.81	4	0.08	2	21	21	100	2500
HV90 10030-2121	1	1	4	0.12	3	25	25	100	1000
HV90 15015-2525	1	1	6	0.06	1.5	25	25	150	2500
HV90 15020-2525	1	1	6	0.08	2	25	25	150	2500
HV90 15030-2525	1	1	6	0.12	3	25	25	150	1000
HV90 15045-2525	1	1	6	0.18	4.5	25	25	150	500
HV90 15060-2525	1	1	6	0.25	6	25	25	150	500
HV90 20020-2525	1	1	8	0.08	2	25	25	200	2500
HV90 20030-2525	1	1	8	0.12	3	25	25	200	1000
HV90 20060-2525	1	1	8	0.25	6	25	25	200	500
HV90 25030-2525	1	1	10	0.12	3	25	25	250	1000
HV90 30030-2525	1	1	12	0.12	3	25	25	300	500
HV90 30045-2525	1	1	12	0.18	4.5	25	25	300	250
HV90 30060-2525	1	1	12	0.25	6	25	25	300	250
HV90 37520-2525	1	1	15	0.08	2	25	25	375	1000
HV90 45020-2525	1	1	18	0.08	2	25	25	450	1000
HV90 45045-2525	1	1	24	0.08	2	25	25	600	1000
HV90 60020-2525	1	1	18	0.18	4.5	25	25	450	250
HV90 60030-2525	1	1	24	0.12	3	25	25	600	250
HV90 75030-2525	1	1	30	0.12	3	25	25	750	250

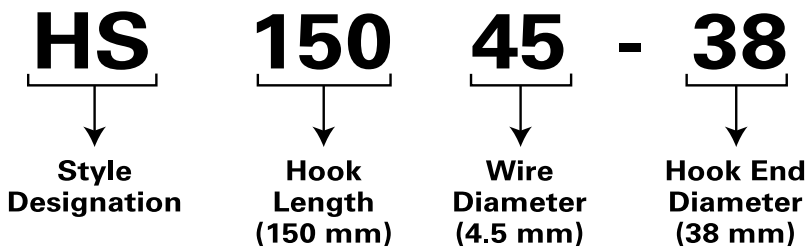


HS S-Hooks



- Can be Used in Combination to Daisy Chain Multiple Items Together
- Ideal for Wider Parts or Multiple Styles of Parts with Varying Thicknesses

Explanation of new Hook product numbers: (ie; HS 15045-38)



HOOK LOADING COMPARISON (2X SAFETY FACTOR)			
Round Wire		Square Wire	
0.044" Ø HD Spring Wire	2.5 lbs.	0.062" ◇ HD Spring Wire	9 lbs.
0.062" Ø HD Spring Wire	4 lbs.	0.076" ◇ HD Spring Wire	16 lbs.
0.076" Ø HD Spring Wire	7 lbs.	0.091" ◇ HD Spring Wire	27 lbs.
0.091" Ø HD Spring Wire	12 lbs.	0.105" ◇ HD Spring Wire	42 lbs.
0.105" Ø HD Spring Wire	17 lbs.	0.120" ◇ HD Spring Wire	60 lbs.
0.120" Ø HD Spring Wire	25 lbs.	0.148" ◇ HD Spring Wire	110 lbs.
0.148" Ø HD Spring Wire	45 lbs.	0.180" ◇ HD Spring Wire	180 lbs.
0.180" Ø HD Spring Wire	75 lbs.	0.250" ◇ CRS Wire C-1008	150 lbs.
0.250" Ø CRS Wire C-1008	60 lbs.	0.312" ◇ CRS Wire C-1018	230 lbs.
0.312" Ø CRS Wire C-1008	78 lbs.	0.375" ◇ CRS Wire C-1018	400 lbs.
0.375" Ø CRS Wire C-1008	136 lbs.	0.5" ◇ CRS Wire C-1018	725 lbs.
0.5" Ø CRS Wire C-1018	300 lbs.	0.75" ◇ CRS Wire C-1018	1600 lbs.
0.75" Ø CRS Wire C-1018	680 lbs.		

NOTE: The recommended safe load limits were compiled under static load conditions in a laboratory fully accredited by the American Association for Laboratory Accreditation, conforming to ISO Guide 25. Although all load limits incorporate a safety factor, many factors will affect the actual dynamic load capacity of a hook. Such factors include sudden change in line speed, vibration in the conveyor, or in the case of suspension from two hooks, a shift in the center of gravity caused by an incline or stretching along curves in the conveyor. This product should be tested to determine the suitability for its intended use.

* Please call your EPSI representative for further details.



866-ASK-EPSI (866-275-3774)
866-FAX-EPSI (866-329-3774)

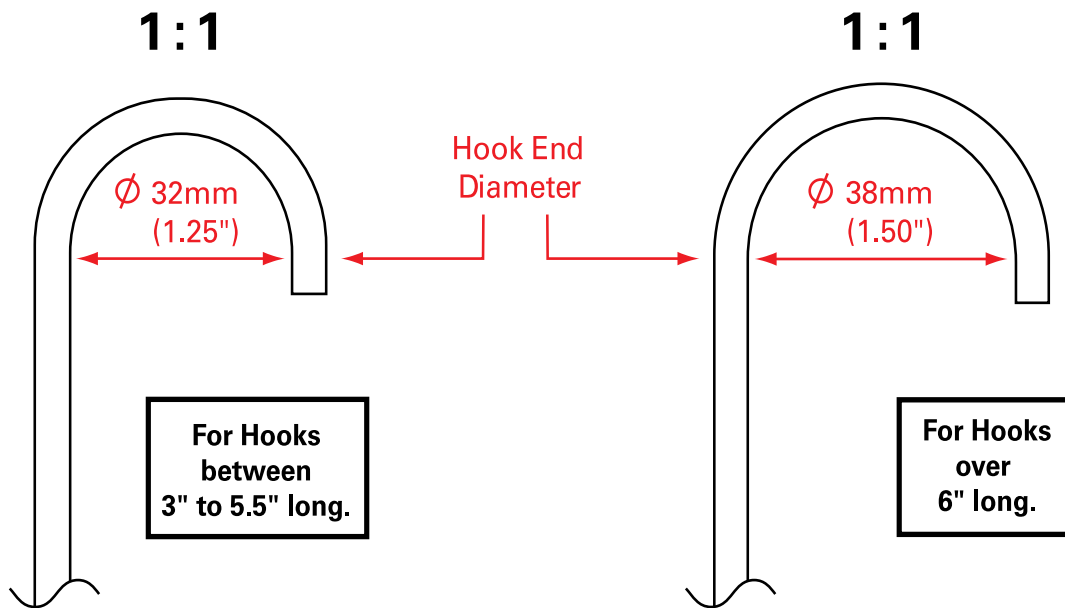
100

Order online at
www.epsi.com

YOU ASK IT.
WE MASK IT.®

HS SERIES

PART NUMBER	Diameter (in)	Length (in)	Diameter (mm)	Length (mm)	Wire Diameter (in)	Wire Diameter (mm)	Box Qty
G HS 07515-32	0.06	3	1.5	75	1.25	32	2500
G HS 10015-32	0.06	4	1.5	100	1.25	32	2500
G HS 10020-32	0.08	4	2	100	1.25	32	2500
G HS 10030-32	0.12	4	3	100	1.25	32	1000
G HS 15015-38	0.06	6	1.5	150	1.5	38	2500
G HS 15020-38	0.08	6	2	150	1.5	38	2500
G HS 15030-38	0.12	6	3	150	1.5	38	1000
G HS 15045-38	0.18	6	4.5	150	1.5	38	500
G HS 15060-38	0.25	6	6	150	1.5	38	250
G HS 20020-38	0.08	8	2	200	1.5	38	2500
G HS 20030-38	0.12	8	3	200	1.5	38	1000
G HS 20045-38	0.18	8	4.5	200	1.5	38	500
G HS 20060-38	0.25	8	6	200	1.5	38	500
G HS 25020-38	0.08	10	2	250	1.5	38	2500
G HS 25030-38	0.12	10	3	250	1.5	38	1000
G HS 25060-38	0.25	10	6	250	1.5	38	250
G HS 30020-38	0.08	12	2	300	1.5	38	1000
G HS 30030-38	0.12	12	3	300	1.5	38	500
G HS 30045-38	0.18	12	4.5	300	1.5	38	250
G HS 30060-38	0.25	12	6	300	1.5	38	250
G HS 45045-38	0.18	18	4.5	450	1.5	38	250
G HS 45060-38	0.25	18	6	450	1.5	38	250



G The EPSI Guarantee means that this part is locally stocked and immediately available when you need it.

■ Current pricing and additional sizes available at www.epsi.com




866-ASK-EPSI (866-275-3774)
866-FAX-EPSI (866-329-3774)

Order online at
www.epsi.com

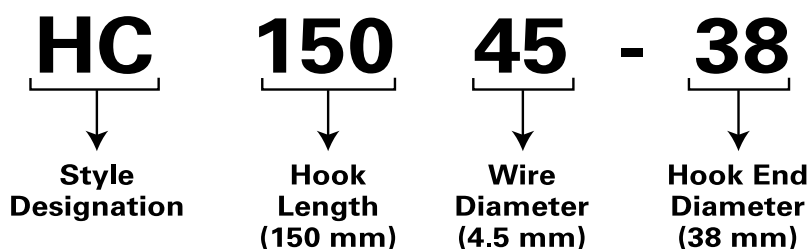


HC C-Hooks



- Can be Used in Combination to Daisy Chain Multiple Items Together
- Ideal for Wider Parts or Multiple Styles of Parts with Varying Thicknesses

Explanation of new Hook product numbers: (ie; HC 15045-38)



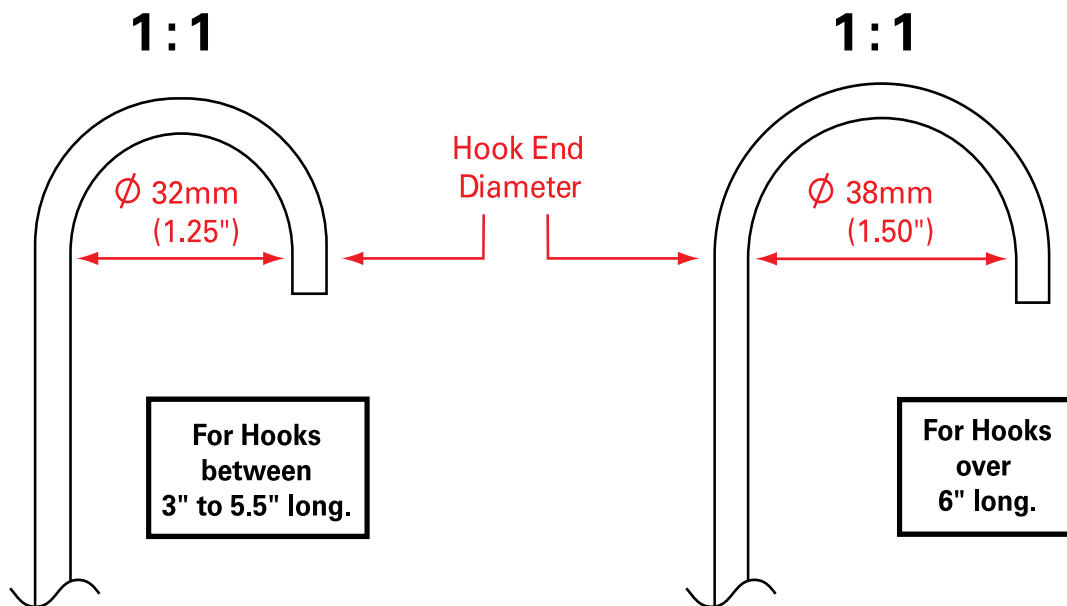
HOOK LOADING COMPARISON (2X SAFETY FACTOR)			
	Round Wire		Square Wire
0.044" Ø HD Spring Wire	2.5 lbs.	0.062" ◇ HD Spring Wire	9 lbs.
0.062" Ø HD Spring Wire	4 lbs.	0.076" ◇ HD Spring Wire	16 lbs.
0.076" Ø HD Spring Wire	7 lbs.	0.091" ◇ HD Spring Wire	27 lbs.
0.091" Ø HD Spring Wire	12 lbs.	0.105" ◇ HD Spring Wire	42 lbs.
0.105" Ø HD Spring Wire	17 lbs.	0.120" ◇ HD Spring Wire	60 lbs.
0.120" Ø HD Spring Wire	25 lbs.	0.148" ◇ HD Spring Wire	110 lbs.
0.148" Ø HD Spring Wire	45 lbs.	0.180" ◇ HD Spring Wire	180 lbs.
0.180" Ø HD Spring Wire	75 lbs.	0.250" ◇ CRS Wire C-1008	150 lbs.
0.250" Ø CRS Wire C-1008	60 lbs.	0.312" ◇ CRS Wire C-1018	230 lbs.
0.312" Ø CRS Wire C-1008	78 lbs.	0.375" ◇ CRS Wire C-1018	400 lbs.
0.375" Ø CRS Wire C-1008	136 lbs.	0.5" ◇ CRS Wire C-1018	725 lbs.
0.5" Ø CRS Wire C-1018	300 lbs.	0.75" ◇ CRS Wire C-1018	1600 lbs.
0.75" Ø CRS Wire C-1018	680 lbs.		

NOTE: The recommended safe load limits were compiled under static load conditions in a laboratory fully accredited by the American Association for Laboratory Accreditation, conforming to ISO Guide 25. Although all load limits incorporate a safety factor, many factors will affect the actual dynamic load capacity of a hook. Such factors include sudden change in line speed, vibration in the conveyor, or in the case of suspension from two hooks, a shift in the center of gravity caused by an incline or stretching along curves in the conveyor. This product should be tested to determine the suitability for its intended use.

* Please call your EPSI representative for further details.

HC SERIES

PART NUMBER	Diameter (in)	Length (in)	Diameter (mm)	Length (mm)	Wire Diameter (in)	Wire Diameter (mm)	Box Qty
G HC 07515-32	0.06	3	1.5	75	1.25	32	2500
G HC 07520-32	0.08	3	2	75	1.25	32	2500
G HC 10015-32	0.06	4	1.5	100	1.25	32	2500
G HC 10020-32	0.08	4	2	100	1.25	32	2500
G HC 10030-32	0.12	4	3	100	1.25	32	1000
G HC 15015-38	0.06	6	1.5	150	1.5	38	2500
G HC 15020-38	0.08	6	2	150	1.5	38	2500
G HC 15030-38	0.12	6	3	150	1.5	38	1000
G HC 15045-38	0.18	6	4.5	150	1.5	38	500
G HC 15060-38	0.25	6	6	150	1.5	38	250
G HC 20020-38	0.08	8	2	200	1.5	38	2500
G HC 20030-38	0.12	8	3	200	1.5	38	1000
G HC 20045-38	0.18	8	4.5	200	1.5	38	500
G HC 25020-38	0.08	10	2	250	1.5	38	2500
G HC 25030-38	0.12	10	3	250	1.5	38	1000
G HC 30020-38	0.08	12	2	300	1.5	38	1000
G HC 30030-38	0.12	12	3	300	1.5	38	500
G HC 30045-38	0.18	12	4.5	300	1.5	38	250
G HC 30060-38	0.25	12	6	300	1.5	38	250
G HC 37520-38	0.08	15	2	375	1.5	38	1000
G HC 45030-38	0.12	18	3	450	1.5	38	500
G HC 45045-38	0.18	18	4.5	450	1.5	38	250
G HC 45060-38	0.25	18	6	450	1.5	38	250



G The EPSI Guarantee means that this part is locally stocked and immediately available when you need it.

■ Current pricing and additional sizes available at www.epsi.com




866-ASK-EPSI (866-275-3774)
866-FAX-EPSI (866-329-3774)

Order online at
www.epsi.com

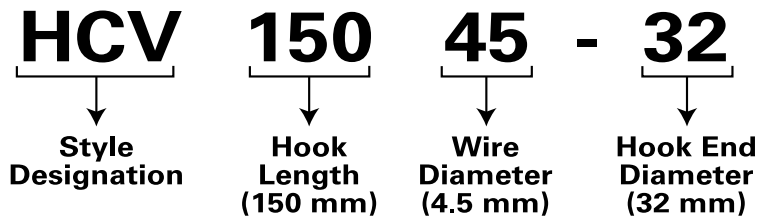


HCV CV-Hooks



- Hybrid Hook Configuration
- Combines the Features of a V-Hook with the Ease of Use of a C-Hook
- Can be Used on Both Traditional and Round Stock Conveyor Systems
- Offer the Greatest Load Capacity with the Smallest Amount of Hook Marking

Explanation of new Hook product numbers: (ie; HCV 15045-32)



HOOK LOADING COMPARISON (2X SAFETY FACTOR)			
	Round Wire		Square Wire
0.044" Ø HD Spring Wire	2.5 lbs.	0.062" ◇ HD Spring Wire	9 lbs.
0.062" Ø HD Spring Wire	4 lbs.	0.076" ◇ HD Spring Wire	16 lbs.
0.076" Ø HD Spring Wire	7 lbs.	0.091" ◇ HD Spring Wire	27 lbs.
0.091" Ø HD Spring Wire	12 lbs.	0.105" ◇ HD Spring Wire	42 lbs.
0.105" Ø HD Spring Wire	17 lbs.	0.120" ◇ HD Spring Wire	60 lbs.
0.120" Ø HD Spring Wire	25 lbs.	0.148" ◇ HD Spring Wire	110 lbs.
0.148" Ø HD Spring Wire	45 lbs.	0.180" ◇ HD Spring Wire	180 lbs.
0.180" Ø HD Spring Wire	75 lbs.	0.250" ◇ CRS Wire C-1008	150 lbs.
0.250" Ø CRS Wire C-1008	60 lbs.	0.312" ◇ CRS Wire C-1018	230 lbs.
0.312" Ø CRS Wire C-1008	78 lbs.	0.375" ◇ CRS Wire C-1018	400 lbs.
0.375" Ø CRS Wire C-1008	136 lbs.	0.5" ◇ CRS Wire C-1018	725 lbs.
0.5" Ø CRS Wire C-1018	300 lbs.	0.75" ◇ CRS Wire C-1018	1600 lbs.
0.75" Ø CRS Wire C-1018	680 lbs.		

NOTE: The recommended safe load limits were compiled under static load conditions in a laboratory fully accredited by the American Association for Laboratory Accreditation, conforming to ISO Guide 25. Although all load limits incorporate a safety factor, many factors will affect the actual dynamic load capacity of a hook. Such factors include sudden change in line speed, vibration in the conveyor, or in the case of suspension from two hooks, a shift in the center of gravity caused by an incline or stretching along curves in the conveyor. This product should be tested to determine the suitability for its intended use.

* Please call your EPSI representative for further details.

■ Current pricing and additional sizes available at www.epsi.com



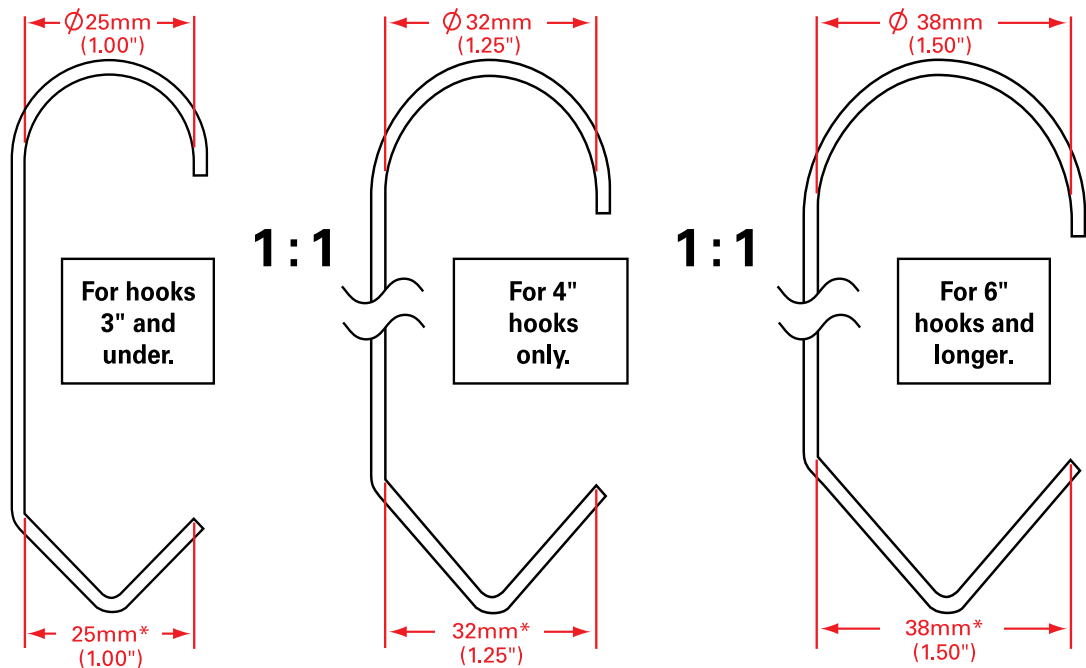
866-ASK-EPSI (866-275-3774)
866-FAX-EPSI (866-329-3774)

Order online at
www.epsi.com



HCV SERIES

PART NUMBER	Diameter (in)	Length (in)	Diameter (mm)	Length (mm)	Wire Diameter (in)	Wire Diameter (mm)	Box Qty
G HCV 07515-25	0.06	3	1.5	75	1	25	2500
G HCV 07520-25	0.08	3	2	75	1	25	2500
G HCV 10015-32	0.06	4	1.5	100	1.25	32	2500
G HCV 10020-32	0.08	4	2	100	1.25	32	2500
G HCV 10030-32	0.12	4	3	100	1.25	32	1000
G HCV 15015-38	0.06	6	1.5	150	1.5	38	2500
G HCV 15020-38	0.08	6	2	150	1.5	38	2500
G HCV 15030-38	0.12	6	3	150	1.5	38	1000
G HCV 15045-38	0.18	6	4.5	150	1.5	38	500
G HCV 20020-38	0.08	8	2	200	1.5	38	2500
G HCV 20030-38	0.12	8	3	200	1.5	38	1000
G HCV 20045-38	0.18	8	4.5	200	1.5	38	500
G HCV 25020-38	0.08	10	2	250	1.5	38	2500
G HCV 25030-38	0.12	10	3	250	1.5	38	1000
G HCV 25045-38	0.18	10	4.5	250	1.5	38	250
G HCV 30030-38	0.12	12	3	300	1.5	38	500
G HCV 30045-38	0.18	12	4.5	300	1.5	38	250
G HCV 30060-38	0.25	12	6	300	1.5	38	250
G HCV 37530-38	0.12	15	3	375	1.5	38	500
G HCV 45030-38	0.12	18	3	450	1.5	38	500
G HCV 45045-38	0.18	18	4.5	450	1.5	38	250
G HCV 60045-38	0.18	24	4.5	600	1.5	38	100



* V-Hook end dimension is always consistent with diameter of C-Hook end.

G The EPSI Guarantee means that this part is locally stocked and immediately available when you need it.



866-ASK-EPSI (866-275-3774)
866-FAX-EPSI (866-329-3774)

105

Order online at
www.epsi.com

YOU ASK IT.
WE MASK IT.®

HKVL V-Style Locking Hooks



■ Designed to Fit Around Contact Points of Most Suspension Systems and Rods

■ Locking Eyelet Design Ensures that Hook will not Fall Off of Beams

HKVL SERIES

PART NUMBER	Length (in)	Wire Diameter (in)	Wire Diameter (mm)	Length (mm)	Rod Diameter (in)	Box Qty
Ⓞ HKVL 188060-2	2	0.06	1.5	50	3/16	2500
Ⓞ HKVL 188060-4	4	0.06	1.5	100	3/16	2500
Ⓞ HKVL 188060-6	6	0.06	1.5	150	3/16	2500
Ⓞ HKVL 250060-2	2	0.06	1.5	50	1/4	2500
Ⓞ HKVL 250060-4	4	0.06	1.5	100	1/4	2500
Ⓞ HKVL 250060-6	6	0.06	1.5	150	1/4	2500
Ⓞ HKVL 375044-4	4	0.04	1	100	3/8	2500
Ⓞ HKVL 375060-4	4	0.06	1.5	100	3/8	2500
Ⓞ HKVL 375080-2	2	0.08	2	50	3/8	2500
Ⓞ HKVL 375080-4	4	0.08	2	100	3/8	2500
Ⓞ HKVL 375080-6	6	0.08	2	150	3/8	2500

■ Current pricing and additional sizes available at www.epsi.com

Ⓞ The EPSI Guarantee means that this part is locally stocked and immediately available when you need it.



866-ASK-EPSI (866-275-3774)
866-FAX-EPSI (866-329-3774)


106

Order online at
www.epsi.com

**YOU ASK IT.
WE MASK IT.®**

CLAW

Claw Hooks



■ Our new claw hooks are designed to handle the most unusual of hanging situations. Their unique clamping action and strong contact points allow even the most unconventional of items to be hung.

- Available in Three Different Strengths:
 - Claw 200—(Light Duty to 5lbs)
 - Claw 300—(Medium Duty to 10lbs)
 - Claw 400—(Heavy Duty to 40lbs)

CLAW SERIES

PART NUMBER	Length (in)	Wire Diameter (in)	Length (mm)	Wire Diameter (mm)	Prongs	Box Qty
Ⓔ CLAW 200	2.4	0.08	60	2	3	50
Ⓔ CLAW 300	4.8	0.12	120	3	3	50
Ⓔ CLAW 400	6.5	0.16	165	4	3	50

HKSC Sheet & Pipe Suspender Hook



- Made of Cold Rolled Steel
- Reusable
- Suitable for Products that Have no Holes for Suspension
- Accepts Sheet Metal up to 4.0mm (.160") Thick
- Has Holes for Use with Standard Hooks for Easy Hanging

HKSC 002040 SERIES

PART NUMBER	Standard Thickness (in)	Metric Thickness (mm)	Box Qty
Ⓔ HKSC 002040	0.08	2	50

Ⓔ The EPSI Guarantee means that this part is locally stocked and immediately available when you need it.

■ Current pricing and additional sizes available at www.epsi.com



866-ASK-EPSI (866-275-3774)
866-FAX-EPSI (866-329-3774)

Order online at www.epsi.com



HKRO Spring Tube Hooks



- Easy to Apply
- Allows for Hook Marks to be Hidden Inside of Holes and Other Non-Cosmetic Features
- Flexible Enough to Fit a Variety of Otherwise Difficult Applications
- Available in Three Different Strengths

◆ **CAUTION!** Please exercise caution when removing Spring Tube Hooks as they will expand quickly and with great force.



HKRO SERIES

PART NUMBER	Length (in)	Wire Diameter (in)	Length (mm)	Wire Diameter (mm)	Box Qty
G HKRO 100	1.77	0.04	45	1	250
G HKRO 200	4.13	0.08	105	2	250
G HKRO 300	4.25	0.12	108	3	250

G The EPSI Guarantee means that this part is locally stocked and immediately available when you need it.

■ Current pricing and additional sizes available at www.epsi.com



866-ASK-EPSI (866-275-3774)
866-FAX-EPSI (866-329-3774)

108

Order online at
www.epsi.com

**YOU ASK IT.
WE MASK IT.®**

SWIVEL Swivel Hooks



[H] SERIES



- Stainless Steel Construction
- Holds up to 1,500 lbs
- Internal Mechanism is Completely Sealed
- Ball Bearings Ensure Smooth Rotation Even Under Loading
- Features Removable Pins for Adaptation to Indexing Conveyor Lines
- Designed to Rotate in Only One Direction

[R] & [V] SERIES

- Cold Rolled Steel Construction
- Holds up to 250 lbs
- Ball Bearings Ensure Smooth Rotation Even Under Loading
- Feature a V-Shaped (Swivel-V) or a Radial (Swivel-R) Hanging Point
- Available in Cold-Rolled

[R] SERIES



[V] SERIES



[H], [R] & [V] SERIES

PART NUMBER	Load Capacity (lbs)	Load Capacity (Kg)	Rotation	Box Qty
G SWIVEL (H)	1500	680	45 degree increments	1
G SWIVEL (R)	250	110	Infinite	2
G SWIVEL (V)	250	110	Infinite	2

G The EPSI Guarantee means that this part is locally stocked and immediately available when you need it.

■ Current pricing and additional sizes available at www.epsi.com



866-ASK-EPSI (866-275-3774)
866-FAX-EPSI (866-329-3774)

109

Order online at
www.epsi.com

**YOU ASK IT.
WE MASK IT.®**

ST Silicone Tubing

600°F (315°C)



- Fits Over Threaded Studs, Dowels, Pins and Tubing
- Conforms to Irregular Geometries

- Cut to Size
- Sizes Range from 0.040" ID to 2.000" ID

PRODUCT DESCRIPTION

Our Silicone Tubing (ST) product line is ideal for masking off irregular geometries, long protrusions or as a substitute for short runs. The versatile nature of the tubing allows it to fit over extrusions, threaded studs, PEMS and dowels, as well as be used as a plug for tapped holes, irregular contours and threaded holes. Our high temperature silicone is specially formulated to ensure reusability and economy during masking.



TYPICAL INDUSTRY USES

Powder Coating, E-Coating, Plating and Anodizing

TYPICAL APPLICATIONS

Used as a sleeve over threaded studs, dowels, and protrusions.
Used as a flexible mask for round channels and cut outs.

HELPFUL HINTS

- When sizing parts as a sleeve, the ID of the ST Tubing should be approximately equal to the stud diameter.
- To ensure easy removal, cut the tube length at least 1/2" longer than masking length of the stud. This is especially important if the tube ID is smaller than the stud diameter by more than 2%.
- When sizing parts as a plug, the OD should be at least 7% larger than the hole diameter.
- Due to the low tear resistance of silicone; do not use pliers or other sharp tools for removal.
- Can be used in conjunction with a standard cap to create a long, non-hollow cap.
- Use with EPSI's TUBE CUTTER for a clean, straight cut.



866-ASK-EPSI (866-275-3774)
866-FAX-EPSI (866-329-3774)

110

Order online at
www.epsi.com

**YOU ASK IT.
WE MASK IT.®**

ST SERIES

PART NUMBER	ID (in)	OD (in)	WT (in)	ID (mm)	OD (mm)	WT (mm)	Roll Length (ft)
Ⓔ ST 0109	0.109	0.234	0.063	2.8	5.9	1.6	100
Ⓔ ST 0125	0.125	0.250	0.063	3.2	6.4	1.6	100
Ⓔ ST 0140	0.140	0.265	0.063	3.6	6.7	1.6	100
Ⓔ ST 0156	0.156	0.281	0.063	4.0	7.1	1.6	100
Ⓔ ST 0187	0.187	0.312	0.063	4.7	7.9	1.6	100
Ⓔ ST 0203	0.203	0.328	0.063	5.2	8.3	1.6	100
Ⓔ ST 0218	0.218	0.343	0.063	5.5	8.7	1.6	100
Ⓔ ST 0234	0.234	0.359	0.063	5.9	9.1	1.6	100
Ⓔ ST 0250	0.250	0.375	0.063	6.4	9.5	1.6	100
Ⓔ ST 0281	0.281	0.406	0.063	7.1	10.3	1.6	50
Ⓔ ST 0312	0.312	0.437	0.063	7.9	11.1	1.6	50
Ⓔ ST 0343	0.343	0.468	0.063	8.7	11.9	1.6	50
Ⓔ ST 0375	0.375	0.500	0.063	9.5	12.7	1.6	50
Ⓔ ST 0406	0.406	0.531	0.063	10.3	13.5	1.6	50
Ⓔ ST 0437	0.437	0.562	0.063	11.1	14.3	1.6	50
Ⓔ ST 0500	0.500	0.625	0.063	12.7	15.9	1.6	50
Ⓔ ST 0625	0.625	0.750	0.063	15.9	19.1	1.6	50
Ⓔ ST 0750	0.750	0.875	0.063	19.1	22.2	1.6	50
Ⓔ ST 0875	0.875	1.000	0.063	22.2	25.4	1.6	50
Ⓔ ST 1000	1.000	1.125	0.063	25.4	28.6	1.6	50
Ⓔ ST 1125	1.125	1.250	0.063	28.6	31.8	1.6	25
Ⓔ ST 1250	1.250	1.375	0.063	31.8	34.9	1.6	25
Ⓔ ST 1375	1.375	1.500	0.063	34.9	38.1	1.6	25
Ⓔ ST 1500	1.500	1.625	0.063	38.1	41.3	1.6	25
Ⓔ ST 1625	1.625	1.750	0.063	41.3	44.5	1.6	25
Ⓔ ST 1750	1.750	1.875	0.063	44.5	47.6	1.6	25
Ⓔ ST 1875	1.875	2.000	0.063	47.6	50.8	1.6	25
Ⓔ ST 2000	2.000	2.125	0.063	50.8	54.0	1.6	25

Ⓔ The EPSI Guarantee means that this part is locally stocked and immediately available when you need it.

■ Current pricing and additional sizes available at www.epsi.com



866-ASK-EPSI (866-275-3774)
866-FAX-EPSI (866-329-3774)

CRDF Silicone Foam Cord

600°F (315°C)



■ Compresses to Seal Off Slots and Through Holes

■ Conforms to Irregularly Shaped Openings

■ Cut to Size

■ Color Coded for Easy Identification

PRODUCT DESCRIPTION


Our Solid Silicone Foam Cord (CRDF) product line is a great solution when looking for a compressible part to fit into a threaded or non-threaded opening. The solid silicone foam cord is so flexible that it can often be used to plug irregularly shaped openings. CRDF Cord is a closed-cell foam structure and will not absorb liquid.

TYPICAL INDUSTRY USES

Powder Coating, E-Coating, Plating and Anodizing

TYPICAL APPLICATIONS

Used to create a liquid tight seal in threaded and non-threaded slots, grooves, and through holes.



HELPFUL HINTS

- Elongate the cord during application to make insertion easy. Cord will return back to original shape when released and create a liquid tight seal.
- To ensure a liquid tight seal, pick a product whose outer diameter (OD) dimension is at least 3-10% larger than the hole or groove that is being masked.



866-ASK-EPSI (866-275-3774)
866-FAX-EPSI (866-329-3774)

112

Order online at
www.epsi.com

**YOU ASK IT.
WE MASK IT.®**

CRDF SERIES

PART NUMBER	COLOR	Diameter (in)	Diameter (in)	Diameter (mm)	Roll Length (ft)
CRDF 0062-G	GREEN	0.062	1/16	1.6	50
CRDF 0125-B	BLACK	0.125	1/8	3.2	50
CRDF 0187-R	RED	0.187	3/16	4.7	50
CRDF 0250-Y	GRAY	0.250	1/4	6.4	50
CRDF 0312-U	BLUE	0.312	5/16	7.9	50
CRDF 0500-O	ORANGE	0.500	1/2	12.7	25
CRDF 0625-Y	GRAY	0.625	5/8	15.9	25
CRDF 0750-R	RED	0.750	3/4	19.1	25
CRDF 0875-Y	GRAY	0.875	7/8	22.2	25
CRDF 1000-U	BLUE	1.000	1	25.4	25

© The EPSI Guarantee means that this part is locally stocked and immediately available when you need it.

CRDS Solid Silicone Cord



PRODUCT DESCRIPTION

Our Solid Silicone Cord (CRDS) product line is a great solution for sealing off exposed semi-circular cut-outs on machined parts. It can also be used to plug threaded and non-threaded holes. Versatile and easy to cut to length, Solid Silicone Cord is a great product to have for short runs.



- Plug Exposed Channels or Grooves on Machined Parts
- Used to Plug Threaded and Non-Threaded Holes
- Cut to Size
- Color Coded for Easy Identification

CRDS SERIES

PART NUMBER	COLOR	Diameter (in)	Diameter (in)	Diameter (mm)	Roll Length (ft)
CRDS 0063-R	RED	0.063	1/16	1.6	100
CRDS 0125-O	ORANGE	0.125	1/8	3.2	100
CRDS 0188-P	PURPLE	0.188	3/16	4.8	100
CRDS 0250-N	PINK	0.250	1/4	6.4	100
CRDS 0375-R	RED	0.375	3/8	9.5	50
CRDS 0500-P	PURPLE	0.500	1/2	12.7	50



866-ASK-EPSI (866-275-3774)
866-FAX-EPSI (866-329-3774)

113

Order online at
www.epsi.com

**YOU ASK IT.
WE MASK IT.®**

FSTS Flexible Star Tubing

600°F (315°C)



- Fits Over Threaded Studs, Dowels, Pins and Tube Stock
- Each Size Fits Multiple Diameters
- Low Friction for Easy Placement and Removal
- Flexible Enough to Conform to Irregular Geometries
- Cut to Size
- Sizes Range from 0.200" ID to 2.000" ID
- Color Coded for Easy Identification

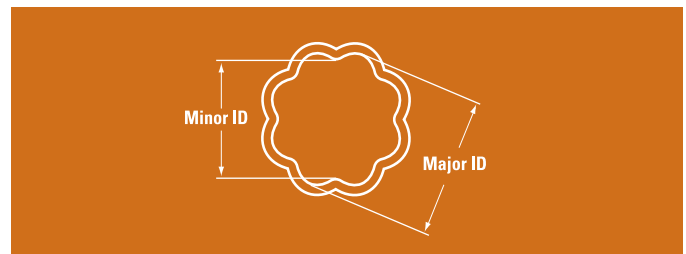
PRODUCT DESCRIPTION

Our Flexible Star Tubing (FSTS) product line is ideal for masking off irregular geometries, long protrusions or as a fill-in for small runs of parts. Our high temperature silicone is specially formulated to ensure reusability and economy during masking.

TYPICAL INDUSTRY USES

Powder Coating, E-Coating, Plating and Anodizing

FSTS SERIES



PART NUMBER	COLOR	MNR (in)	MJD (in)	Application Range (in)	MNR (mm)	MJD (mm)	Application Range (mm)	Roll Length (ft)
FSTS 0200-W	WHITE	0.200	0.250	0.200 - 0.250	5.1	6.4	5.1 - 6.4	100
FSTS 0300-F	RUSTY	0.300	0.375	0.300 - 0.375	7.6	9.5	7.6 - 9.5	100
FSTS 0400-L	YELLOW	0.400	0.500	0.400 - 0.500	10.2	12.7	10.2 - 12.7	100
FSTS 0500-P	PURPLE	0.500	0.625	0.500 - 0.625	12.7	15.9	12.7 - 15.9	100
FSTS 0625-F	RUSTY	0.625	0.750	0.625 - 0.750	15.9	19.1	15.9 - 19.1	50
FSTS 0725-U	BLUE	0.725	0.875	0.725 - 0.875	18.4	22.2	18.4 - 22.2	50
FSTS 0850-W	WHITE	0.850	1.000	0.850 - 1.000	21.6	25.4	21.6 - 25.4	50
FSTS 1000-C	CLEAR	1.000	1.250	1.000 - 1.250	25.4	31.8	25.4 - 31.8	25
FSTS 1250-P	PURPLE	1.250	1.500	1.250 - 1.500	31.8	38.1	31.8 - 38.1	25
FSTS 1500-F	RUSTY	1.500	1.750	1.500 - 1.750	38.1	44.5	38.1 - 44.5	25
FSTS 1750-O	ORANGE	1.750	2.000	1.750 - 2.000	44.5	50.8	44.5 - 50.8	25

■ Current pricing and additional sizes available at www.epsi.com



866-ASK-EPSI (866-275-3774)
866-FAX-EPSI (866-329-3774)

114

Order online at
www.epsi.com

**YOU ASK IT.
WE MASK IT.®**

SHFS/SHRS Silicone Sheeting

600°F (315°C)



- Can be Die Cut to Almost any Shape
- Reusable Paint Mask
- Solid Rubber (SHRS) is Ideal for Gaskets in Automotive Sealing Application
- Foam Sheeting (SHFS) is Conformable and Light Weight

PRODUCT DESCRIPTION

Our Silicone Foam (SHFS) and Solid Silicone Rubber (SHRS) sheeting product lines are ideal for applications such as gasketing, sound deadening and paint masking during powder coating. Various thicknesses are offered to cover a variety of applications.

TYPICAL INDUSTRY USES

Powder Coating, E-Coating, Plating and Anodizing

TYPICAL APPLICATIONS

Used as a gasket, washer, pads, strips and seals. Used as sound deadening in automotive applications. Mask surfaces during powder coating.

HELPFUL HINTS

- Silicone foam is more conformable and lighter in weight than solid silicone rubber.
- Silicone foam's fabric-like top film is extremely durable and resists powder build-up.
- Silicone rubber has a smooth surface where as silicone foam has a textured surface.
- Saves labor time over traditional tape masking, and can be reused for additional cost savings.
- Foam sheeting is a closed-cell structure and will not absorb water.

Can be die-cut to any shape. Both materials can be supplied with an acrylic adhesive system on one side for permanent applications; call for details.

SHFS SERIES

SILICONE FOAM

PART NUMBER	Standard L x W (in)	Standard Thickness (in)	Standard Thickness (in)	Metric Thickness (mm)	Standard L x W (mm)
SHFS 0032	36 X 36	0.125	1/8	3.2	914 X 914
SHFS 0064	36 X 36	0.250	1/4	6.4	914 X 914
SHFS 0127	36 X 36	0.500	1/2	12.7	914 X 914

SHRS SERIES

SOLID SILICONE RUBBER

PART NUMBER	Standard L x W (in)	Standard Thickness (in)	Standard Thickness (in)	Metric Thickness (mm)	Standard L x W (mm)
SHRS 0016	36 X 36	0.063	1/16	1.6	914 X 914
SHRS 0024	36 X 36	0.094	3/32	2.4	914 X 914
SHRS 0032	36 X 36	0.125	1/8	3.2	914 X 914
SHRS 0048	36 X 36	0.188	3/16	4.8	914 X 914



866-ASK-EPSI (866-275-3774)
866-FAX-EPSI (866-329-3774)

115

Order online at
www.epsi.com

**YOU ASK IT.
WE MASK IT.®**

SHMS Silicone Magnetic Sheeting

500°F (260°C)



- Hi-Temperature Silicone Magnets Exclusively from EPSI
- Used in Die Cut Form to Match and Protect Specific Contours on Sheet Metal and Formed Metal Parts

- Magnets are Reusable
- Eliminates the Need for Masking Die-Cuts with Adhesives

PRODUCT DESCRIPTION

Our Silicone Magnetic Sheeting (SHMS) product line can replace the need for polyester tape in many masking applications, and through reusability and ease of application can lower overall masking costs.

It is an attractive alternative to traditional tape masking, as well as the use of vinyl magnets which need to be removed prior to curing. Silicone Magnetic Sheeting is easy to apply, leaves no residue on the surface and is reusable.

TYPICAL INDUSTRY USES

Powder Coating and Wet Spray

TYPICAL APPLICATIONS

When used in die cut profiles, Silicone Magnetic Sheeting is used to protect flat surfaces on ferrous metal objects.

HELPFUL HINTS

- Silicone magnetic sheeting is only magnetic on one surface.
- For best results, silicone magnetic sheeting should be applied to clean, flat, ferrous metal surfaces.
- Silicone Magnetic Sheeting can be purchased either in raw sheet form or in die cut shapes, depending on the application.

Can be die-cut to any shape. Call for details.

SHMS SERIES

PART NUMBER	Standard L x W (in)	Standard Thickness (in)	Standard L x W (mm)	Metric T Thickness (mm)
G SHMS 0010	40 X 40	0.040	1000 X 1000	1.0

G The EPSI Guarantee means that this part is locally stocked and immediately available when you need it.

■ Current pricing and additional sizes available at www.epsi.com



866-ASK-EPSI (866-275-3774)
866-FAX-EPSI (866-329-3774)

116

Order online at www.epsi.com



SHMV Vinyl Magnetic Sheeting

176°F (80°C)



- Used in Die Cut Form to Match and Protect Specific Contours on Sheet Metal and Formed Metal Parts
- Eliminates the Need for Masking Tapes with Traditional Adhesives

- Reusable Protection for Low Temperature Finishing Needs
- Most Economical of the Magnetic Sheeting Choices

PRODUCT DESCRIPTION

Our Vinyl Magnetic Sheeting (SHMV) product line is an attractive alternative to traditional tape masking of flat surfaces. Vinyl Magnetic Sheeting is easy to apply, leaves no residue on the surface and is reusable. Vinyl Magnetic Sheeting can replace the need for crepe tape in many masking applications.

TYPICAL INDUSTRY USES

Powder Coating, Wet Spray, Plating, and Anodizing

TYPICAL APPLICATIONS

When used in die cut profiles, Vinyl Magnetic Sheeting is used to protect flat surfaces on sheet metal. Vinyl Magnetic Sheeting can replace the need for crepe tape in many masking applications, and through reusability and ease of application can lower overall masking costs.

HELPFUL HINTS

- Vinyl exhibits good chemical resistance properties and holds up well in plating and anodizing processes.
- For best results, vinyl magnetic sheeting should be applied to clean, flat, ferrous metal surfaces.
- Vinyl magnetic sheeting can be purchased either in raw sheet form or in die cut shapes, depending on application.
- Vinyl magnet is not as flexible as silicone magnet and should only be applied to flat surfaces.

Can be die-cut to any shape. Call for details.

SHMV SERIES

PART NUMBER	Standard L x W (in)	Standard Thickness (in)	Standard L x W (mm)	Metric Thickness (mm)
SHMV 0015-SHEET	24 X 60	0.060	610 x 1524	1.5





866-ASK-EPSI (866-275-3774)
866-FAX-EPSI (866-329-3774)

117

Order online at
www.epsi.com

**YOU ASK IT.
WE MASK IT.®**

Powder Coating Filters



EPSI now offers pleated filters designed specifically for the powder coating industry.

Our filters are a high-quality alternative to the premium-priced brand-name elements from Gema®, GFS®, Torit®, Nordson®, Wagner®, Deimco®, and others.

We can meet any design requirements and manufacture filters using several different media types, depending on customer-specific application, including specialized media finishes such as:

TX(ePTFE membrane) for unsurpassed product release characteristics,

ME (aluminized anti-static surface) for excellent release of electronically charged powder or

FR (fire-retardant treatment) for applications where fire hazard is a concern.

Our standard media selection includes:

SB – 100% spun bond polyester, washable, excellent release characteristics (great choice for those powder coaters who reclaim their powder)

QX – A blend of spun bond and cellulose fibers, high efficiency media with excellent resistance to moisture (perfect for those powder coaters who spray to waste)

GFS is a registered trademark of Global Finishing Solutions USA, Wagner is a registered trademark of Wagner Systems, Inc., Gema is a registered trademark of ITW Gema, Deimco is a registered trademark of Deimco Finishing Equipment, Torit is a registered trademark of Donaldson Co., Inc., Nordson is a registered trademark of Nordson Corporation.



866-ASK-EPSI (866-275-3774)
866-FAX-EPSI (866-329-3774)

118

Order online at
www.epsi.com

**YOU ASK IT.
WE MASK IT.®**

NORDSON® PART NUMBER	EPSI PART NUMBER	DESCRIPTION
101412	FILC10001100QX	12.75"x26.0" Open(Tr-Bolt Cap)/Closed, QX Media
147161	FILC10001100QX	12.75"x26.0" Open(Tr-Bolt Cap)/Closed, QX Media
146167	FILC10001100QX	12.75"x26.0" Open(Tr-Bolt Cap)/Closed, QX Media
146417	FILC10003961SB	12.859"x26.0" Open(Tri-Bolt Cap)/Closed, SB Media
147160	FILC10001101QX	12.75"x26.0" Open/Closed w/Bolt Hole, QX Media
101411	FILC10001101QX	12.75"x26.0" Open/Closed w/Bolt Hole, QX Media
147162	FILC10001102QX	12.75"x26.0" Open/Open, QX Media
147163	FILC10001103QX	12.75"x26.0" Open/Closed, QX Media
101413	FILC10001102QX	12.75"x26.0" Open/Open, QX Media
147162	FILC10001102QX	12.75"x26.0" Open/Open, QX Media
151085	FILC10001536SB	12.75"x36.0" Open/Open, 2 Bands, SB Media
158660	FILC10004219QX	12.75"x26.0" Open/Closed w / Inner Nut, QX Media
180775	FILC10004166SB	12.75"x32.0" Open/Closed w / Inner Nut, 2 Bands, SB Media
156996	FILC10005455SB	12.75"x36.0" Open/Closed w/Bolt Hole, 2 Bands, SB Media
101431	FILC10003830MF	24"x20"x2.25" Final Filter, Metal Frame
101432	FILC10003772MF	24"x18"x2.25" Final Filter, Metal Frame
156995	FILC30000533SH	24x20x12 Ashrae Final Filter, No Gasket, Singlr Header
156995	FILC30000690DH	24x20x12 Ashrae Final Filter, No Gasket, Double Header

GFS® PART NUMBER	EPSI PART NUMBER	DESCRIPTION
216-202	FILC10005446FR	12.75"x26.0" Open/Closed w/Bolt Hole, FR Media
216-203	FILC10005559QX	12.75"0x26.0" Open/Open, QX Media
216-204	FILC10005313QX	12.75"0x26.0" Open/Closed w/Bolt Hole, 2 Bands, QX Media

WAGNER® PART NUMBER	EPSI PART NUMBER	DESCRIPTION
FIL-1060	FILC10001407QX	12.75"x26.0" Open/Open, QX Media
FIL-1080	FILC10001694SB	12.75"x26.0" Open/Open, SB Media

GEMA® PART NUMBER	EPSI PART NUMBER	DESCRIPTION
105164	FILC10000016QX	12.75"x26.0" Open/Open, QX Media
109428	FILC10000155QX	12.75"x26.0" Open/Closed w/ Farr Style Flange, QX Media
116870	FILC10001901QX	13.865"x23.0" Open/Open, QX Media
115562	FILC10000667QX	13.865"x26.0" Open/Open, QX Media

DEIMCO® PART NUMBER	EPSI PART NUMBER	DESCRIPTION
V05400	FILC10005497QX	13.865"x26.0" Open/Closed, QX Media
VO6240	FILC10003201QX	13.865"x26.0" Open/Open, QX Media
VO6250	FILC10003200QX	13.865"x26.0" Open/Closed w/Bolt Hole, QX Media

TORIT® PART NUMBER	EPSI PART NUMBER	DESCRIPTION
P526592-016-340	FILC10001100QX	12.75"x26.0" Open(Tr-Bolt Cap)/Closed, QX Media
P526591-016-340	FILC10001101QX	12.75"x26.0" Open/Closed w/Bolt Hole, QX Media
P19-0817-461-436	FILC10003201QX	13.865"x26.0" Open/Open, QX Media

CX MEDIA	Cellulose
QX MEDIA	80/20 Blend of Cellulose and Polyester Media
SB MEDIA	Spun Bond Polyester Media
QX-FR	QX Media w/Flame Retardant Treatment



866-ASK-EPSI (866-275-3774)
866-FAX-EPSI (866-329-3774)

Order online at
www.epsi.com



CAPS / PLUGS

Starter Kits



KIT SC-1					
0070X1000	0080X0750	0093X0750	0100X1000	0109X0750	0125X1000
0140X1000	0148X1000	0156X1000	0172X0500	0172X1000	0187X0500
0187X1000	0197X0500	0218X1000	0223X1000	0234X1000	0250X1000
KIT SC-2					
0281X1000	0295X1000	0312X1000	0340X1000	0355X1500	0366X1500
0375X1000	0406X1000	0437X1000	0456X1500	0500X1500	0562X1500
0600X1500	0625X1500	0687X1500	0730X1500	0875X1500	0937X1500



KIT EC-1					
0040X0750	0062X0750	0100X1000	0109X0750	0125X1000	0140X1000
0148X1000	0156X1000	0172X1000	0180X1000	0187X1000	0197X0500
0218X1000	0223X0500	0223X1500	0234X1000	0234X1500	0250X1000
KIT EC-2					
0295X0500	0295X1000	0312X000	0312X1500	0340X1000	0355X1500
0375X1000	0437X1000	0456X1500	0468X1000	0480X1500	0500X1500
0535X1500	0600X1500	0625X1500	0750X1500	0812X1500	0875X1500



KIT CONS/CONE					
CONS 00613	CONS 00813	CONS 01017	CONS 01116	CONS 01419	CONS 01725
CONS 02028	CONS 02125	CONS 02231	CONE 00613	CONE 00813	CONE 01017
CONE 01116	CONE 01419	CONE 01725	CONE 02028	CONE 02125	CONE 02231



CONS CONE

KIT STS-1					
0062X0625	0078X1000	0100X1000	0125X0625	0187X0625	0197X1100
0200X0750	0216X1500	0250X0750	0250X1000	0276X0787	0315X0787
0343X0625	0343X1000	0375X0500	0375X0750	0393X0787	0437X1000
KIT STS-2					
0472X0748	0500X0813	0500X1000	0562X1125	0563X1000	0590X1000
0625X0813	0656X1000	0687X1000	0748X1000	0787X1000	0812X1000
0938X1000	1024X1000	1063X1000	1102X1000	1220X118	1260x1000



866-ASK-EPSI (866-275-3774)
866-FAX-EPSI (866-329-3774)

120

Order online at
www.epsi.com

**YOU ASK IT.
WE MASK IT.®**

PLUGS

Starter Kits



KIT BES					
0070X1000	0080X0750	0093X0750	0100X1000	0109X0750	0125X1000
0140X1000	0148X1000	0156X1000	0172X0500	0172X1000	0187X0500
0187X1000	0197X0500	0218X1000	0223X1000	0234X1000	0250X1000



KIT CRKR					
0189	0248	0311	0374	0437	0500
0563	0626	0689	0748	0799	0874
0937	1000				



KIT FLPS					
00402-N	00604-C	00806-Y	01008-F	01210-U	01412-C
01614-Y	01816-F	02018-U	02018-U	02220-C	02220-C
02422-Y	02422-Y	02624-F	02624-F	02826-U	



KIT SPP-1					
0073X0625	0091X1000	0093X0625	0109X1000	0118X1000	0125X0625
0130X1000	0140X0625	0154X0625	0156X0625	0158X1000	0162X0625
0175X1250	0187X0625	0190X1250	0197X1000	0218X1000	0225X1000

KIT SPP-2					
0236X1250	0257X1000	0275X0950	0281X1000	0312X1000	0332X1125
0335X1000	0350X0900	0388X1000	0400X1000	0437X1250	0440X1000
0445X1000	0468X1250	0500X1000	0530X1000	0530X1000	0612X1000
0640X1000					



KIT SOMS					
X2012-C	X3116-C	X4016-C	X4816-C	X5317-C	X4020-C
X6020-C	X6024-C	X6924-C	X4032-C	X6032-C	X6540-C
X7940-C	X7940-C	X7948-C			



866-ASK-EPSI (866-275-3774)
866-FAX-EPSI (866-329-3774)

Order online at
www.epsi.com

**YOU ASK IT.
WE MASK IT.®**

PLUGS

Starter Kits



KIT EPP					
0093X0625	0105X1000	0109X0625	0125X0625	0130X0625	0140X0625
0156X0625	0162X0625	0187X0625	0218X1000	0225X1000	0275X1000
0281X1000	0312X1000	0335X1000	0350X0900	0388X1000	0440X1000



KIT TNM					
0082	0100	0106	0120	0131	0156
0171	0186	0212	0270	0335	0400
0470					



KIT FLPE					
00402	00604	00806	01008	01210	01412
01614	01816	02018	02018	02220	022422
02624	02826				



KIT WP					
130-250-140	130-250-200	140-250-180	155-250-238	130-312-155	155-312-238
200-312-238	200-312-275	180-350-225	200-375-275	209-375-275	275-375-375
130-500-375	155-500-390	275-500-375	375-500-455	390-500-455	140-625-250



KIT BTM					
0208	0218	0278	0283	0336	0358
0392	0426	0451	0583	0728	



KIT WPP					
0173-R	0217-U	0224-Y	0283-L	0331-O	0346-N
0413-G	0439-P	0490-W	0518-Y	0545-F	0580-R



866-ASK-EPSI (866-275-3774)
866-FAX-EPSI (866-329-3774)

Order online at
www.epsii.com

**YOU ASK IT.
WE MASK IT.®**

M1000 Automatic Tape Dispenser



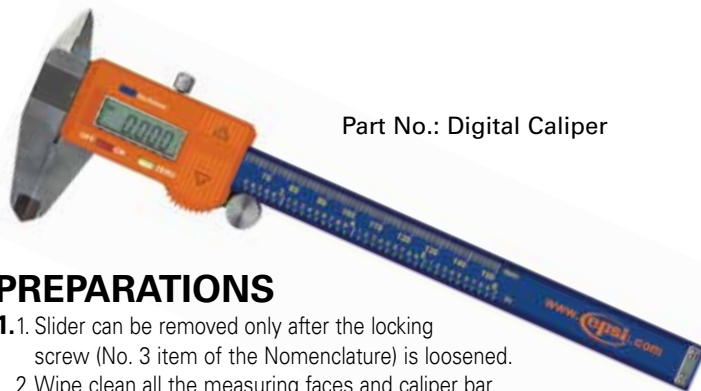
- Ideal for Medium Production Facilities
- Automatic Cutter and Tape Feed
- Digital Length Adjustment
- Accepts Tape Widths from 0.28" to 2" (7mm to 50.8mm)
- Cuts Tape Lengths from 0.79" to 39" (20mm to 999mm)
- Adjustable Pressure Feed to Help Prevent Curling of Tape
- Manual Override of Preset Lengths
- Photo-Electronic Actuation of Cutter or Manual Feed
- Cabinet is Made from Flame Retardant Material (Auto Ignition of 896°F)
- 3" Core Holder
- 0.04" Accuracy of Cut (Dependent on Material)
- Weighs 7.3 lbs. (3.4 kg)
- Dimensions: 9.7" L x 5.4" W x 5.9" H
- Electronic Requirements: 117V 50/60Hz, < 1 amp

M1000 SERIES

PART NUMBER	DESCRIPTION
Ⓞ M1000	2" Wide Electronic Tape Dispenser
M1000-138	Replacement Rubber Rollers (Set of 20)
M1000-254/255	Replacement Blades for Upper and Lower Blades (Set of 2)

Ⓞ The EPSI Guarantee means that this part is locally stocked and immediately available when you need it.

CALIPER



Part No.: Digital Caliper

TECHNICAL SPECIFICATIONS

Mesuring Range: 0-75mm/0-3", 0-100mm/0-4"
0-150mm/0-6", 0-200mm/0-8"
0-300mm/0-12"

Resolution: 0.01mm/0.0005

Accuracy: ±0.02mm/0.001" (<100mm)
±0.03mm/0.001" (>100-200mm)
±0.04mm/0.0015" (>200-300mm)

Repeatability: 0.01 mm/0.0005"

Max. measuring speed: 1.5m/sec. 60"/sec.

Measuring System: Linear capacitive measuring system

Display: LCD display




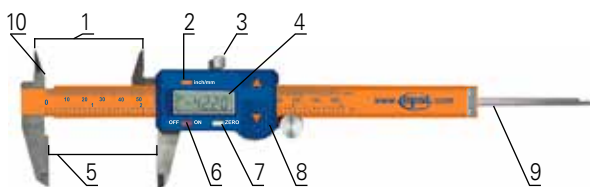
Power: One 1.55V button cell

PREPARATIONS

1. Slider can be removed only after the locking screw (No. 3 item of the Nomenclature) is loosened.
2. Wipe clean all the measuring faces and caliper bar. No organic solutions are allowed.
3. Check to see if all the buttons, switches, and LCD display respond well.
2. Basic measuring methods.
 1. Loosen the locking screw.
 2. Switch the unit on with a press on "ON" button. Then select the unit system needed by pressing Inch/Metric button. (Each time the button is pressed inch and metric digits will be displayed alternatively).
3. Apply normal measuring pressure on slider to close the external measuring jaws. Then press "zero" button to reset the display to zero.

NOMENCLATURE

1. Internal Measuring Jaws
2. METRIC/INCH change over
3. Locking screw
4. LCD display
5. External Measuring Jaws
6. Power off button
7. Zero setting and power off button
8. Battery cover
9. Depth measuring blade
10. Step-measuring faces



866-ASK-EPSI (866-275-3774)
866-FAX-EPSI (866-329-3774)

123

Order online at
www.epsi.com

**YOU ASK IT.
WE MASK IT.®**

Exact Match Touch-Up Paint



Our fast-dry acrylic enamel touch-up paint has excellent adhesion over most powder coated finishes. This superior paint eliminates:

- Hook marks
- Faraday cage
- Light spots

TYPICAL APPLICATIONS

Whether you need aerosol, brush-in-cap bottles, paint pens, pints, quarts or gallons, EPSI has the right touch-up package for you.

HOW TO ORDER

Provide a COLOR STANDARD. A color standard is a 3" X 5" flat metal panel coated with the exact color and gloss that you want color-matched. Industry standard colors such as RAL, Federal

Standard and Pantone may be ordered by specifying a color# and gloss level – Full Gloss, semi, flat or a specific number (55 degree gloss).

Lead time is eight working days from receipt of color panel and order.

Aerosol Cans: Acrylic Enamel paint filled in a 12 oz or 4.5 oz net weight aerosol can.

Brush-in-Cap Bottles: Acrylic Enamel paint filled in a .6 oz net weight brush-in-cap bottle, white screw-top cap and brush applicator.

Paint Pens: Acrylic Enamel paint filled in a .3 oz net weight pen tube, with chiseled nib paint applicator, white cap with capability to place cap on end of tube so it doesn't get lost while pen is being used.

Liquid Containers: Acrylic Enamel paint filled in pints, quarts and gallons.

Please call your local representative for pricing or for any other questions at 866-275-3774.



866-ASK-EPSI (866-275-3774)
866-FAX-EPSI (866-329-3774)

124

Order online at
www.epsi.com

**YOU ASK IT.
WE MASK IT.®**

CRSP Cork Spacer Pads



- Protect Finished Products During Shipping and Storage
- Inexpensive Cork Material; Reusable
- Spacer Pads Stick without Adhesive
- Parts Can be Stacked Shortly After Curing
- Fast, Easy Placement and Removal

TYPICAL INDUSTRY USES

Powder Coating, E-Coating, Plating, Anodizing and Wet Spray

TYPICAL APPLICATIONS

Used as a protective spacer between layers of freshly coated material to prevent damage and wear to surfaces.



HELPFUL HINTS

A simple system for avoiding paint damage during storage and transportation. The spacer pads are 18 X 18mm or 20 X 20mm in varying thickness, and made of natural cork with a 2 mm thick soft polyethylene layer on one side. The pad fastens with a suction effect when lightly pressed against the painted surface. The pads do not leave any trace after removal, and can be reused. We do, however, recommend that this product be tested first to determine the suitability for its intended paint application.

CRSP SERIES

PART NUMBER	Standard Base (in)	Standard Thickness (in)	Metric Base (mm)	Metric Thickness (mm)	Box Qty
CRSP 181804	0.709 X 0.709	0.157	18.0X 18.0	4.0	6000
CRSP 202010	0.787 X 0.787	0.394	20.0 X 20.0	10.0	4500



866-ASK-EPSI (866-275-3774)
866-FAX-EPSI (866-329-3774)

125

Order online at
www.epsi.com

**YOU ASK IT.
WE MASK IT.®**

Elastomer

Selection Guide & Physical Properties

E = EXCELLENT
 G = GOOD
 F = FAIR
 P = POOR

ELASTOMER

EPRI MATERIAL DESIGNATION

HIGH INTERMITTANT TEMPERATURE °C

LOW/HI TEMP USAGE °C

HARDNESS RANGE (SHORE A)

ASTM D2000/SAE J200 TYPE, CLASS

ABRASION RESISTANCE

ACID RESISTANCE

ALCOHOLS

ALIPHATIC HYDROCARBONS

ALKALI RESISTANCE

AROMATIC HYDROCARBONS

COMPRESSION SET

ELONGATION (MAXIMUM %)

GAS IMPERMEABILITY

HALOGENATED HYDROCARBONS

LUBRICATING OILS PETROLEUM BASED

OZONE RESISTANCE

POLAR SOLVENTS (KETONES)

RESILIENCE-REBOUND

STEAM RESISTANCE

TEAR RESISTANCE

TENSILE STRENGTH

WEATHER RESISTANCE

ELASTOMER	EPRI MATERIAL DESIGNATION	HIGH INTERMITTANT TEMPERATURE °C	LOW/HI TEMP USAGE °C	HARDNESS RANGE (SHORE A)	ASTM D2000/SAE J200 TYPE, CLASS	ABRASION RESISTANCE	ACID RESISTANCE	ALCOHOLS	ALIPHATIC HYDROCARBONS	ALKALI RESISTANCE	AROMATIC HYDROCARBONS	COMPRESSION SET	ELONGATION (MAXIMUM %)	GAS IMPERMEABILITY	HALOGENATED HYDROCARBONS	LUBRICATING OILS PETROLEUM BASED	OZONE RESISTANCE	POLAR SOLVENTS (KETONES)	RESILIENCE-REBOUND	STEAM RESISTANCE	TEAR RESISTANCE	TENSILE STRENGTH	WEATHER RESISTANCE
Butyl (Isobutylene Isoprene)	Y	150	-45 to +120	40-80	AA BA	F-G	G-E	E	P	G-E	P	F-G	800	E	P	P	G-E	G	G	G	F-G	G-E	G-E
EPDM (Ethylene Propylene)	E	245	-50 to +175	40-90	AA BA CA	G	G	E	P	E	F-G	600	F	P	P	E	E	G	F-G	E	G	G	E
Natural Rubber (Polyisoprene)	R	105	-50 to +80	40-90	AA	E	F-G	G	P	G-E	G-E	700	F-P	P	P	P	F-G	E	P	E	G-E	P	P
Neoprene® (Polychloroprene)	N	190	-40 to +120	40-90	BC BE	G-E	F-G	G-E	F	G-E	F-G	600	G-E	P	G	G-E	P	G-E	P	G	F	G-E	G-E
NBR, Nitrile, Buna-N (Butadiene Acrylonitrile)	U	150	-50 to +120	40-90	BF BG BK	G-E	G	G-E	P	G	G	600	G-E	F-P	E	P	P	G	G	G	G	P-E	P-E
Silicone (Polysiloxane)	S	315	-65 to +230	25-80	FC FE GE	P	P-G	G-E	P	E	P	800	P	P	P	E	P	F-G	F-P	P	P	E	E
SBR (Styrene Butadiene)	B	135	-45 to +110	40-90	AA BA	E	F-G	G-E	P	F-G	P	600	F-G	P	P	P	P	G	P	F-G	G	P	P
VITON (Fluorinated Hydrocarbon)	O	355	-30 to +315	50-95	TB	G	E	F-G	E	F-G	E	G	G-E	E	E	E	E	F-G	P	F-G	F-G	F	E

The information in this table is intended only as a guide. EPSI recommends that any material you select be tested in your application prior to actual production.

Conversion Table

FRACTION	DECIMALS	MILLIMETERS	FRACTION	DECIMALS	MILLIMETERS		
	1/64	0.0156	0.40		33/64	0.5156	13.10
	1/32	0.0313	0.80		17/32	0.5313	13.50
	3/64	0.0469	1.20		35/64	0.5469	13.90
1/16	0.0625	1.59		9/16	0.5625	14.29	
	5/64	0.0781	1.99		37/64	0.5781	14.69
	3/32	0.0938	2.39		19/32	0.5938	15.09
	7/64	0.1094	2.78		39/64	0.6094	15.48
1/8	0.1250	3.18		5/8	0.6250	15.88	
	9/64	0.1406	3.58		41/64	0.6406	16.28
	5/32	0.1563	3.97		21/32	0.6563	16.67
	11/64	0.1719	4.37		43/64	0.6719	17.07
3/16	0.1875	4.77		11/16	0.6875	17.47	
	13/64	0.2031	5.16		45/64	0.7031	17.86
	7/32	0.2188	5.56		23/32	0.7188	18.26
	15/64	0.2344	5.96		47/64	0.7344	18.66
1/4	0.2500	6.35		3/4	0.7500	19.05	
	17/64	0.2656	6.75		49/64	0.7656	19.45
	9/32	0.2813	7.15		25/32	0.7813	19.85
	19/64	0.2969	7.55		51/64	0.7969	20.25
5/16	0.3125	7.94		13/16	0.8125	20.64	
	21/64	0.3281	8.34		53/64	0.8281	21.04
	11/32	0.3438	8.74		27/32	0.8438	21.44
	23/64	0.3594	9.13		55/64	0.8594	21.83
3/8	0.3750	9.53		7/8	0.8750	22.23	
	25/64	0.3906	9.93		57/64	0.8906	22.63
	13/32	0.4063	10.32		29/32	0.9063	23.02
	27/64	0.4219	10.72		59/64	0.9219	23.42
7/16	0.4375	11.12		15/16	0.9375	23.82	
	29/64	0.4531	11.51		61/64	0.9531	24.21
	15/32	0.4688	11.91		31/32	0.9688	24.61
	31/64	0.4844	12.31		63/64	0.9844	25.01
1/2	0.5000	12.70		1	1.0000	25.40	



866-ASK-EPSI (866-275-3774)
866-FAX-EPSI (866-329-3774)













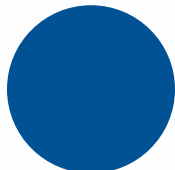
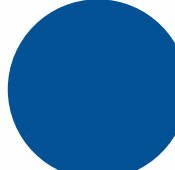


Order online at
www.epsi.com



For Your Reference

COLOR SAMPLE	COLOR	EPSI CODE	COLOR SAMPLE	COLOR	EPSI CODE	COLOR SAMPLE	COLOR	EPSI CODE
	BLACK	B		ORANGE	O		YELLOW	I
	BLUE	U		PINK	N			
	BROWN	Z		PURPLE	P			
	CLEAR	C		RED	R			
	GRAY	Y		RUSTY RED	F			
	GREEN	G		VIOLET	V			
	IVORY	I		WHITE	W			



			
0.125"	0.188"	0.250"	0.313"
			
0.375"	0.394"	0.438"	0.500"
			
0.563"	0.625"	0.685"	0.750"
			
0.875"	0.937"	0.984"	1.000"

Terms & Conditions

Payment:

- Minimum order is \$75.00 U.S. Dollars.
- Payment can be made using Visa/Master Card/American Express.
- Once sales history is established customers may apply for credit terms
- Delivery Terms: FOB regional facility.
- Late payments are subject to a finance charge of 1.5% (18% APR) on unpaid balances until paid, and any collection costs including actual attorney fees.

Advanced Exchange Program:

The EPSI Guarantee means if you are dissatisfied with any of our products, for any reason, just call us at 866-275-3774. Our customer service reps will arrange to send out stocked replacement material to you at no cost. No waiting for an RMA, no shipping charges, no fuss. At EPSI we want to be your best business partner offering the best value, highest cost savings and unparalleled customer service. The Advanced Exchange Program is an exclusive part of the EPSI Guarantee that is available only to select customers.

- 1.) CALL US WITH YOUR EXCHANGE REQUEST.
- 2.) STOCKED EXCHANGED PARTS SHIPPED SAME DAY.
- 3.) RETURN YOUR GOODS ON EPSI'S UPS ACCOUNT.

Conditions:




- Exchanged material will arrive with instructions to reuse the shipping container and return original material on EPSI's UPS account number.
- The Advanced Exchange Program only applies to stock or catalog items.
- Returned products must be in new, unused condition.
- Exchange must be initiated within three weeks of original receipt of goods.
- If original material is not returned to EPSI within three weeks of receipt of replacement material you will be invoiced for the replacement material.

Return Material Authorization Requests

In the event that you ordered the wrong material or wrong quantity you may request an RMA (Return Material Authorization)

- All claims and returns must be made within 15 days from the invoice date.
- All returns must have an RMA (Return Material Authorization) number. No returns will be accepted without an RMA number. Please contact our customer service desk at 866-275-3774 or your sales representative to request a RMA number. Orders must be returned with the RMA number on the outside of the shipping box. RMAs expire 15 days after date of issuance.
- A 15% restocking fee will apply for items returned that are not defective. All items must be in original packaging and show no signs of use.
- Custom and special ordered products cannot be returned unless defective.

Freight Policy

- i. Orders over \$1,500.00 freight is free.
- ii. Orders over \$750.00 freight is half-price.
- iii. Any of the goods designated in this catalog as "G for Guaranteed"  are locally stocked and immediately available when you need it. Our goal is to have sufficient inventory of all "G for Guaranteed"  items in all of our shipping locations for all customer orders. In the event we have to ship any "G for Guaranteed"  items from another location we will expedite delivery from any other warehouse to you at no additional freight cost.

Sample Policy

- i. Silicone Products: we will ship free samples for evaluation purposes, quantities will vary upon availability.
- ii. Tape Products: we will ship 10 yard samples of most of our tape products.
- iii. Custom Tape Masking: we do not supply samples for custom tape masking. The EPSI Guarantee means that we will replace any custom masking that does not completely satisfy your needs.

Limitations of Damages:

In no event shall EPSI be liable, in contract, tort, strict liability, or under any other legal theory, for indirect, incidental, consequential, special, or punitive damages, or for loss of profit, revenue or data, regardless of whether EPSI was informed about the possibility of such damage, and in no event shall EPSI's total liability exceed an amount equal to the sale price actually paid by buyer.

Disclaimer:

Many factors can affect the use and performance of a product in a particular application. All products in this catalog should be tested to determine their suitability for their intended use.

Temperatures listed for all products in this catalog are the highest intermittent temperature this product should be exposed to (unless otherwise specified), and is given as a general guideline. These temperatures are higher than the continuous operating temperature for a given material.

When choosing a material for an application where hardness, chemical resistance, weatherability, tear resistance or other such properties are important, EPSI will gladly send samples of our stock materials for your evaluation. For additional material properties, or help in selecting the right material for your job, see "Elastomer Selection Guide" at the end of the catalog on page 126 or contact an EPSI Representative at 1.866.275.3774.







Coupons

**BUY 3
BAGS OF
CAPS OR PLUGS
AND GET THE 4TH BAG
FREE!**

Mention Coupon **1401CP01** when ordering by phone, fax or email. (Not available for web orders, sorry)
Please mail in coupon with your payment.



Can't be combined with any other offer.
Only one of each coupon per customer.
Offer expires 7/15/16.



Can't be combined with any other offer.
Only one of each coupon per customer.
Offer expires 7/15/16.

**SAVE
20%
OFF ANY CUSTOM
TAPE MASKING OR
CUSTOM MOLD**

Mention Coupon **1402CUST01** when ordering by phone, fax or email. (Not available for web orders, sorry)
Please mail in coupon with your payment.

**FREE
DIGITAL CALIPER
WITH ANY ORDER
OVER \$500.00**

Mention Coupon **1402CALP1** when ordering by phone, fax or email. (Not available for web orders, sorry)
Please mail in coupon with your payment.



Can't be combined with any other offer.
Only one of each coupon per customer.
Offer expires 7/15/16.

**BUY OUR
M1000
AUTOMATIC TAPE DISPENSER
AND GET A CASE OF
A12 HIGH TEMP TAPE
FOR FREE!**

Mention Coupon **1402M1K01** when ordering by phone, fax or email. (Not available for web orders, sorry)
Please mail in coupon with your payment.



Can't be combined with any other offer.
Only one of each coupon per customer.
Offer expires 7/15/16.

**COUPONS ON
OTHER SIDE**

EPSI Headquarters



EPSI-Wisconsin

4221 Courtney Road
Franksville, WI 53126 USA
262.835.0782 Phone 262.835.0783 Fax

www.epsi.com
sales@epsi.com

TOLL FREE ANYWHERE IN USA:

866.ASK.EPSI (866.275.3774)

866.FAX.EPSI (866.329.3774)

EPSI Locations



EPSI-California

13855 Struikman Road
Cerritos, CA 90703 USA



EPSI-Texas

6284 Brookhill Dr, Brookhill Distribution Center #1
Houston, TX 77087 USA



EPSI-Indiana

8168 N. Zionsville Road
Indianapolis, IN 46268 USA



EPSI-South Carolina

407 East Smith Street
Timmonsville, SC 29161 USA



EPSI-Connecticut

1296 Blue Hills Avenue
Bloomfield, CT 06002 USA



EPSI Represented in the UK by Component Force

Unit 19, Laker Road
Rochester, Kent, ME1 3QX
UK Tel.: +44 (0)1634 686504 Fax: +44 (0)1634686404
www.componentforce.co.uk
Email: sales@component-force.co.uk



EPSI Europe BV

Frontstraat 12A
5405 AK, Uden
Netherlands
Tel.: +31 (0)413 331083 Fax: +31 (0)413 331195
www.ct-technics.nl Email: info@ct-technics.nl



EPSI Europe GmbH

Eversburger Str. 32
D-49090 Osnabrück
Deutschland
Tel.: +49 (0)541 97761280 Fax: +49 (0)54197761287
www.epsi.com Email: info.eu@epsi.com



EPSI China

EPSI Asia Ningbo Trading Co., Ltd.
NO.777-9 Qiming Road
Yinzhou Investment and Business Center
Yinzhou Zone, NINGBO, China
T: +86 (574) 83030602 F: +86 (574) 83030601



- ▷ The highest quality products at competitive prices.
- ▷ Is a proven designer of custom applications.
- ▷ Has the most patented products on the market.

▷ Is a leading manufacturer of masking and custom molded components.

**WE TAKE CHALLENGES
AND TURN THEM INTO GREAT PRODUCTS!**



**YOU ASK IT.
WE MASK IT.®**



www.epsi.com sales@epsi.com
866-ASK-EPSI (866-275-3774)
866-FAX-EPSI (866-329-3774)